



**THE ADMINISTRATION OF  
VOTER REGISTRATION IN  
PENNSYLVANIA**

**2019 REPORT TO THE GENERAL ASSEMBLY**

**PENNSYLVANIA DEPARTMENT OF STATE**

**JUNE 2020**

**Tom Wolf  
Governor**

**Kathy Boockvar  
Secretary of the Commonwealth**

June 30, 2020

Dear Members of the General Assembly:

As Secretary of the Commonwealth, I am pleased to report to you on the administration of voter registration in Pennsylvania for calendar year 2019. I trust you will find this report useful.

Voter registration in Pennsylvania is a joint state-county effort. During 2019, the Department of State (Department) continued its partnership with the state's 67 county election boards and voter registration commissions. The Department collaborates with the commonwealth agencies designated under the National Voter Registration Act of 1993 (NVRA) to administer voter registration programs. The Department supports the agencies by providing needed supplies and conducting training sessions and informational meetings.

The Statewide Uniform Registry of Electors (SURE) system, implemented in Pennsylvania through Act 3 of 2002, is the bedrock of Pennsylvania's voter registration system. As of December 31, 2019, there were approximately 8.55 million registered voters in Pennsylvania.

The Department remains committed to fulfilling its responsibilities under the Help America Vote Act of 2002. The Department will strive to promote voter registration and civic engagement through its outreach efforts across the Commonwealth.

If you have questions about this report, please contact the Bureau of Elections and Notaries at (717) 525-5011.

Sincerely,

A handwritten signature in cursive script that reads "Kathy Boockvar".

Kathy Boockvar  
Secretary of the Commonwealth

## Contents

---

Voter Registration Statistics .....	1
Total Voter Registration by Party .....	1
Total Voter Registration by Party, Five-Year Trend .....	2
Areas of Growth and Decline .....	3
Top Five Counties with Highest Overall Registration Growth and Highest Overall Decline Since 2018 .....	3
Top Five Counties with Highest Overall Registration Growth and Highest Overall Decline Since 2015 .....	4
List Maintenance Activities.....	4
2019 List Maintenance Summary .....	5
2019 Voter Responses to 158,956 Five-Year Notices Sent by Counties.....	5
2019 Voter Responses to 183,038 NCOA Notices Sent by Counties.....	6
2019 Voter Responses to 460,574 PennDOT Change of Address Applications.....	7
Voter Registration Cancellations .....	7
National Voter Registration Act (NVRA).....	10
Total Agency Registrations .....	10
Total Agency Voter Registration from 2015 and 2019.....	12
Total Agency Voter Registration through Online Services (1.1.2019 – 12.31.2019).....	13
Pennsylvania Department of Transportation.....	13
Application Process to Register to Vote at a PennDOT Center .....	13
Online Voter Registration.....	14
Online Voter Registration v. Web API and Paper Registration (1.1.2019 – 12.31.2019) .....	15
Demographics of Voter Registration (1.1.2019 – 12.31.2019).....	16
Voter Hall of Fame.....	16
Statewide Uniform Registry of Electors (SURE).....	17
SURE Applications.....	17
SURE Voter Registration (SURE VR).....	17
SURE Portals .....	17
Annual Report Data Appendices .....	19

In 2019 the Department of State (Department) worked closely with the public, each of the 67 county voter registration offices, Commonwealth agencies designated with voter registration responsibilities, and voter registration advocacy groups. This report represents a summary of statistics and initiatives that support voter registration administration in Pennsylvania. The most significant initiative during 2019 was preparing for 2020 implementation of Act 77 of 2019<sup>1</sup> which included expanded options for voting by mail-in ballot and shifted the voter registration deadline from 30 days out to 15 days out in Pennsylvania.

All 2019 data referenced in this report are available in their entirety within the “Annual Report Data” section starting on page 20 of this report. Data from previous years can be found in the respective annual reports, which are available online at [www.dos.pa.gov](http://www.dos.pa.gov).

## Voter Registration Statistics

---

Through the Statewide Uniform Registry of Electors (SURE) system, the Department maintains a complete list of all registered voters in the Commonwealth. As of December 2019, there were 8,549,062 registered voters. This was an overall increase of 14 voters (0.00%) since December 2018, and an overall increase of 450,758 voters (5.27%) since December 2015.

### Total Voter Registration by Party

---

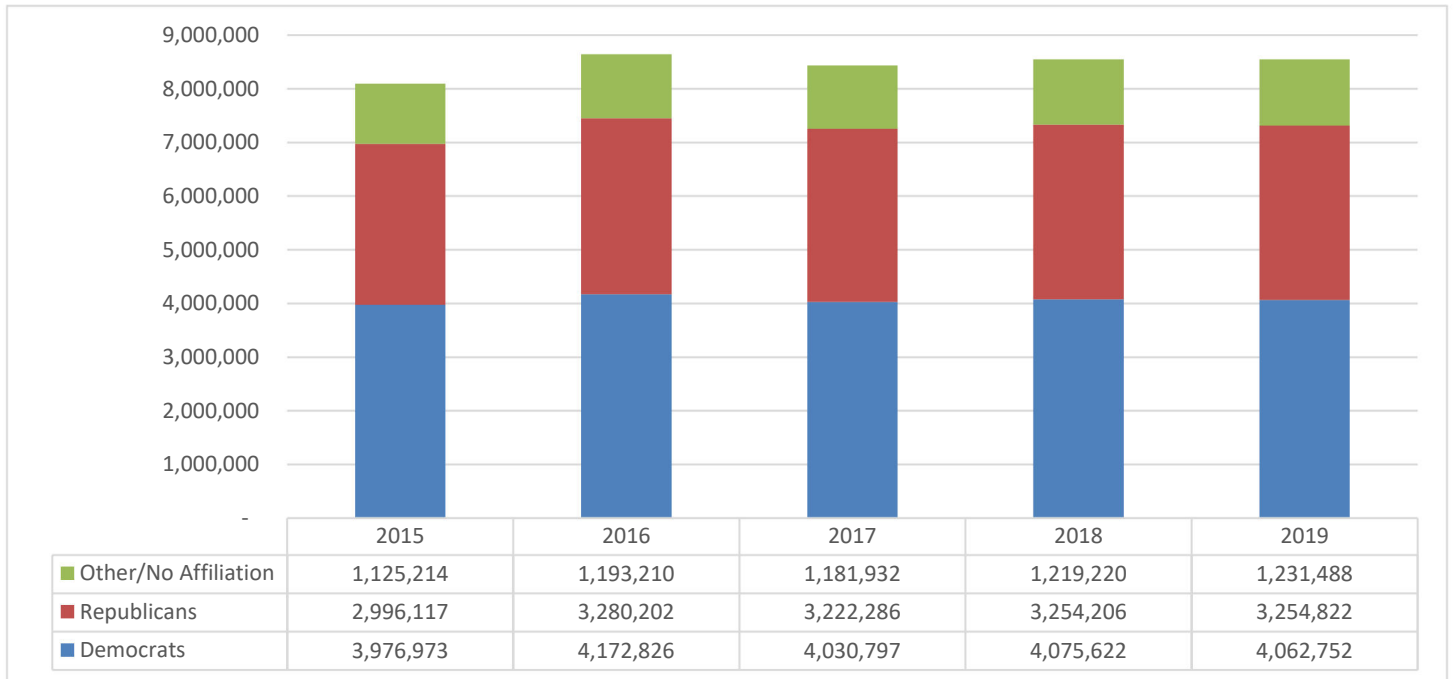
<b>Affiliation</b>	<b>2019 Registrants</b>	<b>Change Since 2015</b>	<b>% Change Since 2015</b>
Democratic	4,062,752	+85,779	+2.10%
Republican	3,254,822	+258,705	+7.95%
Other/No Affiliation	1,231,488	+106,274	+8.72%
Total Registration	8,549,062	+450,758	+5.27%

[intentionally left blank]

---

<sup>1</sup> Governor Wolf signed Act 77 of 2019 on October 31, 2019.

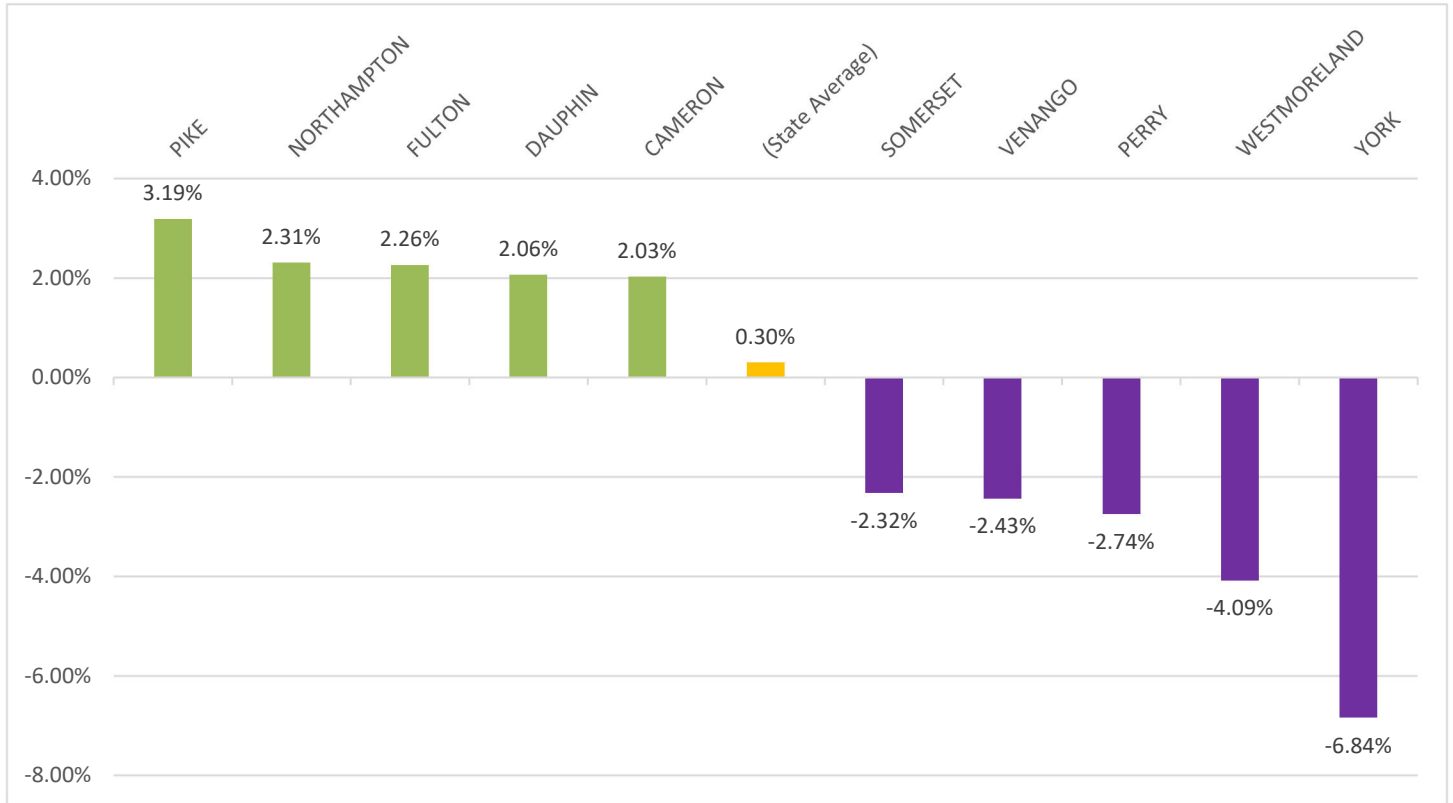
Total Voter Registration by Party, Five-Year Trend



[intentionally left blank]

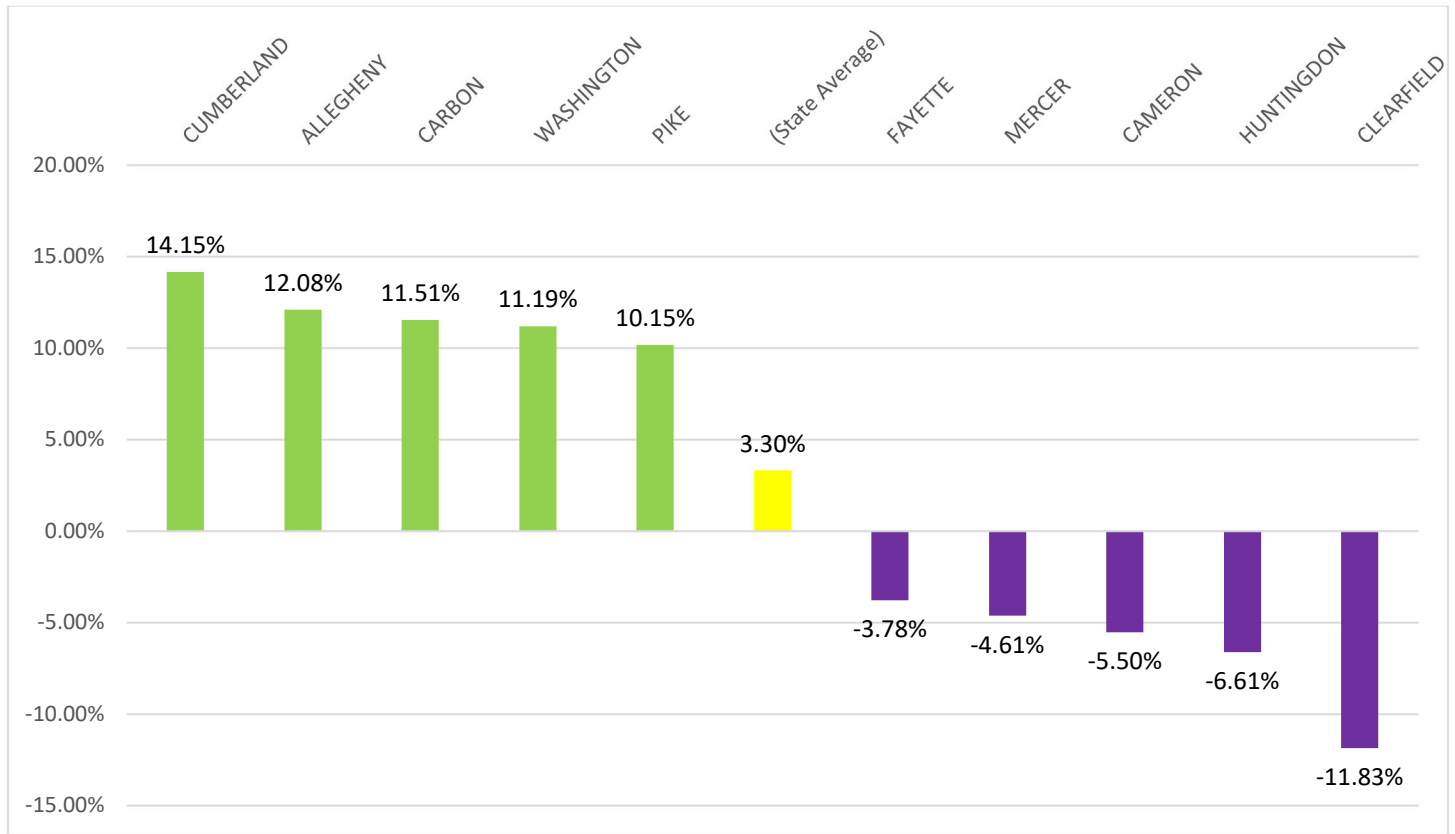
## Areas of Growth and Decline

### Top Five Counties with Highest Overall Registration Growth and Highest Overall Decline Since 2018



[intentionally left blank]

**Top Five Counties with Highest Overall Registration Growth and Highest Overall Decline Since 2015**



**List Maintenance Activities**

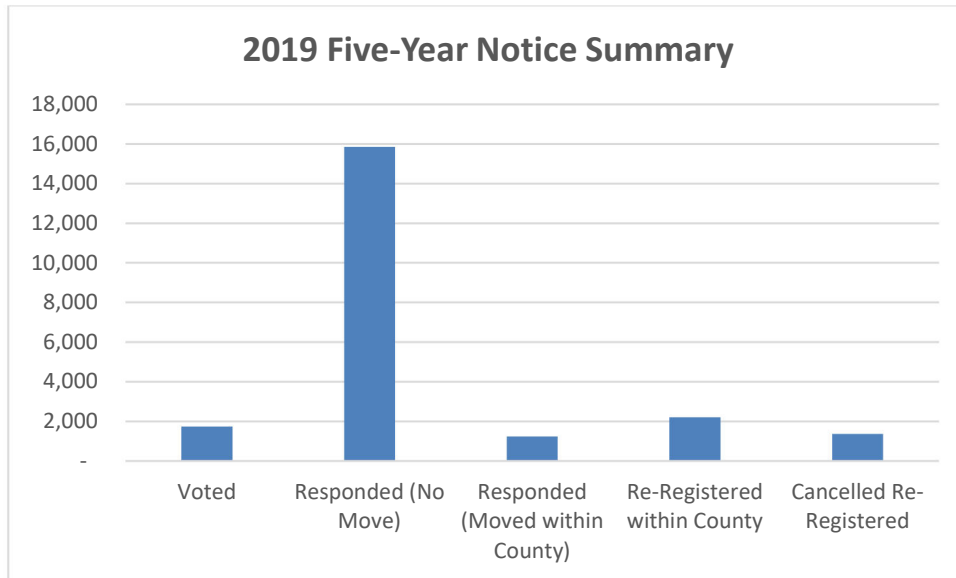
In 2019, counties performed regular list maintenance activities within the SURE system, which include the removal of deceased voters and voters who have confirmed that they moved outside of the county in which they were registered. Counties send five-year notices to registrants who have not voted or otherwise updated their voter registration in the last five years, as well as send notices to voters identified by the United States Postal Service (USPS) as having submitted a change of address to the Postal Service. During 2019, counties sent 158,956 five-year notices and 160,826 address verification notices.

Also, as part of the list maintenance process, county elections officials mail notices to voters who may have moved using information by the USPS through its National Change of Address (NCOA) program. The notices provide an opportunity for the voter to confirm their address or to send an update to county officials. In 2019, 183,038 notices were mailed to voters to confirm or update their address.

Additionally, 461,080 registered voters who moved were identified by PennDOT when they changed their address with PennDOT. PennDOT sends these address changes to the Department, which forwards them to the counties to update their records. As a result of these combined list maintenance activities, 807,531 voter registrations were marked “inactive” and 375,928 were cancelled in 2019. A voter is only cancelled after a notice asking them to confirm their address has been sent to them, they have been placed in inactive status, and they do not vote or otherwise contact the county for two federal general elections after receiving the notice.

## 2019 List Maintenance Summary

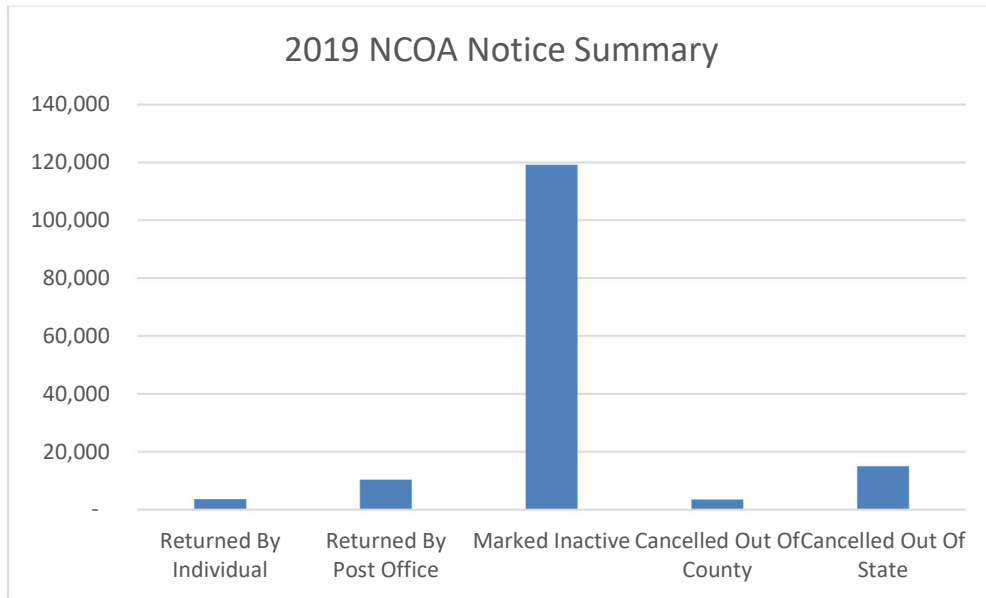
### 2019 Voter Responses to 158,956 Five-Year Notices Sent by Counties



[intentionally left blank]

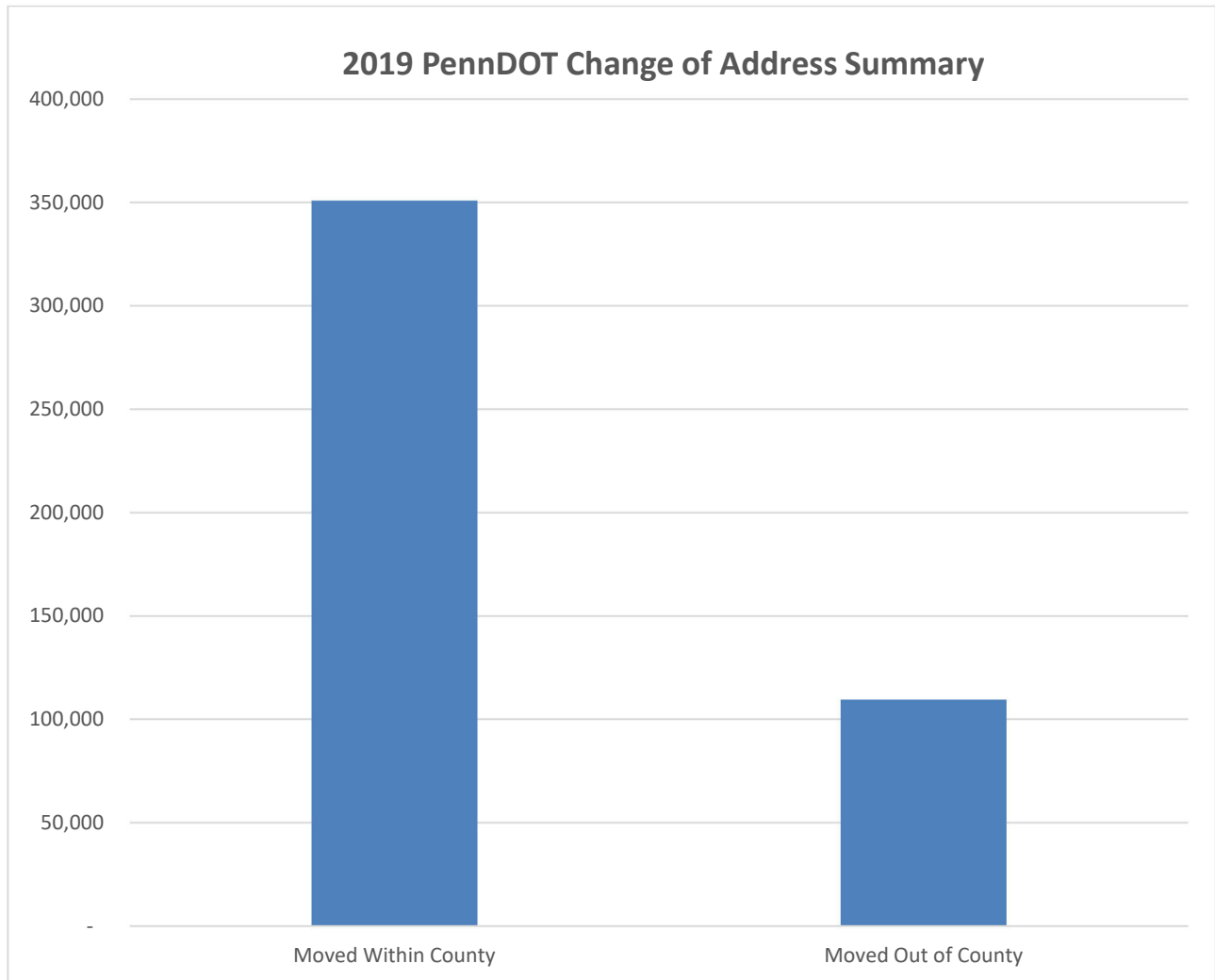


2019 Voter Responses to 183,038 NCOA Notices Sent by Counties



[intentionally left blank]

## 2019 Voter Responses to 460,574 PennDOT Change of Address Applications



## Voter Registration Cancellations

During 2019, the Department recorded 377,900 voter registration cancellations. When a voter registration is cancelled, the record is tagged in the SURE system to identify the reason for cancellation. The SURE system allows counties to track the reason for cancellation based on 14 different classifications as set forth in the chart below.

Voters are marked as inactive if they do not respond to a county mailing asking them to confirm their residence. Voters may be sent the mailings based on data the county receives under the NCOA program or when the voter fails to vote for five years. See 25 Pa. C.S. §§ 1901(b)(1), 1901(b)(3), 1901(c). All other voters are listed as “active.”

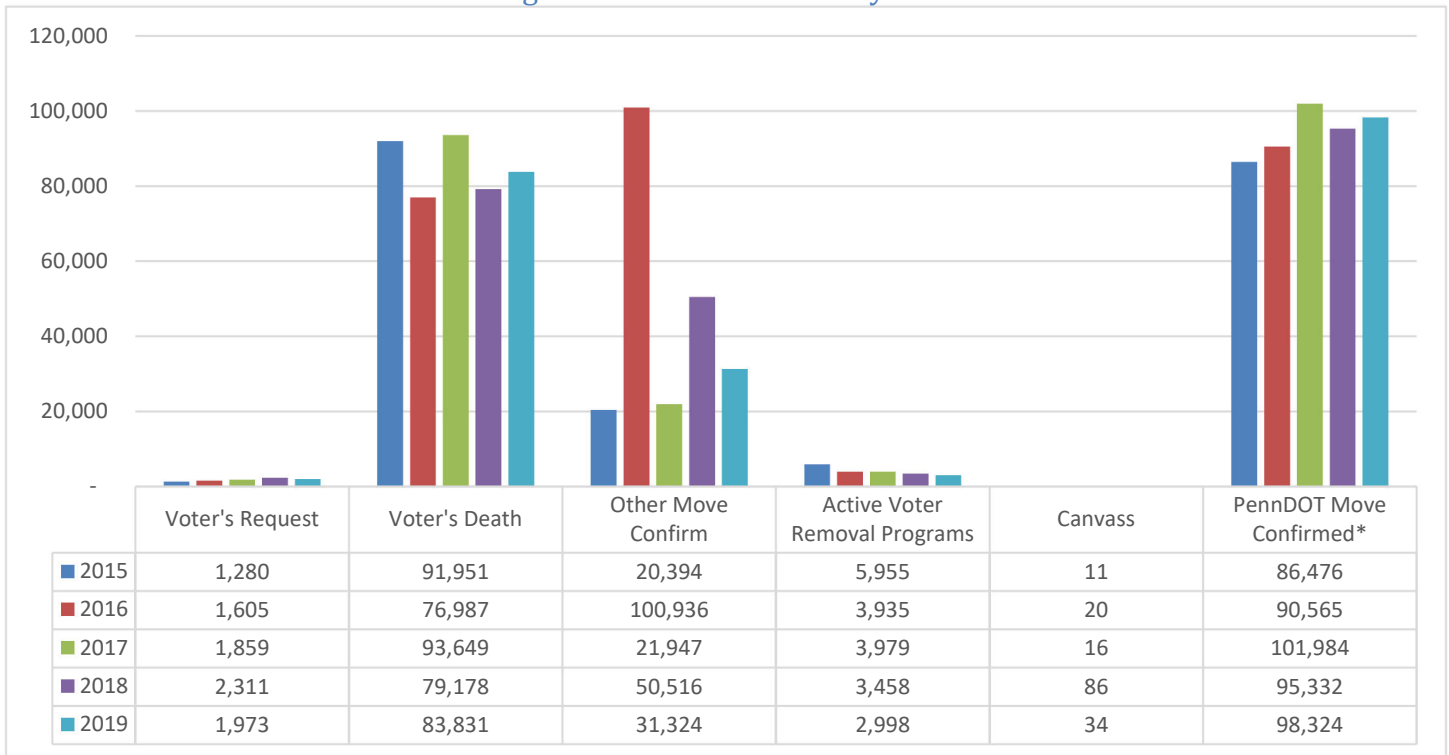
\* Prior to the 2014 Annual Report, PennDOT application source codes were included in a generic “Other Means” category.

### Active and Inactive Voter Registration Cancellations by Voter Status and Year

<b>Classification</b>	<b>Voter Status</b>	<b>Description</b>	<b>2019 Total</b>
Voter's Request	Active	Registration cancelled at the request of the voter	1,973
Voter's Death	Active	Registration cancelled when the county is notified of a voter's death via state or local officials	83,831
Other Move Confirm	Active	The county has confirmed that the voter has moved from their currently listed address	31,324
Voter Removal Program	Active	Inactivated because did not respond to mailing after two federal elections elapsed	2,998
Canvass	Active	The county visits the address on record to confirm the voter no longer lives there	34
PennDOT Move Confirmed*	Active	PennDOT confirms that the voter has changed their address	98,324
Voter's Request	Inactive	Registration cancelled at the request of the voter	357
Voter's Death	Inactive	Registration cancelled when the county is notified of a voter's death via state or local officials	11,839
Other Move Confirmed	Inactive	The county has confirmed that the voter has moved from their currently listed address	7,862
Voter Removal Program	Inactive	Cancelled because did not respond to mailing after two federal elections elapsed	126,115
PennDOT Move Confirmed*	Inactive	PennDOT confirms that the voter has changed their address	10,851
Response to Mailing	Inactive	The voter or authorized individual responds to a correspondence from the county confirming that the voter is no longer eligible to vote at their currently listed address	33
Canvass	Inactive	The county visits the address on record to confirm the voter no longer lives there	24
Five-Year Notice	Inactive	Cancelled because did not respond to mailing after two federal elections elapsed	2,335

**Note: Prior to the 2014 Annual Report, PennDOT application source codes were included in a generic "Other Means" category.**

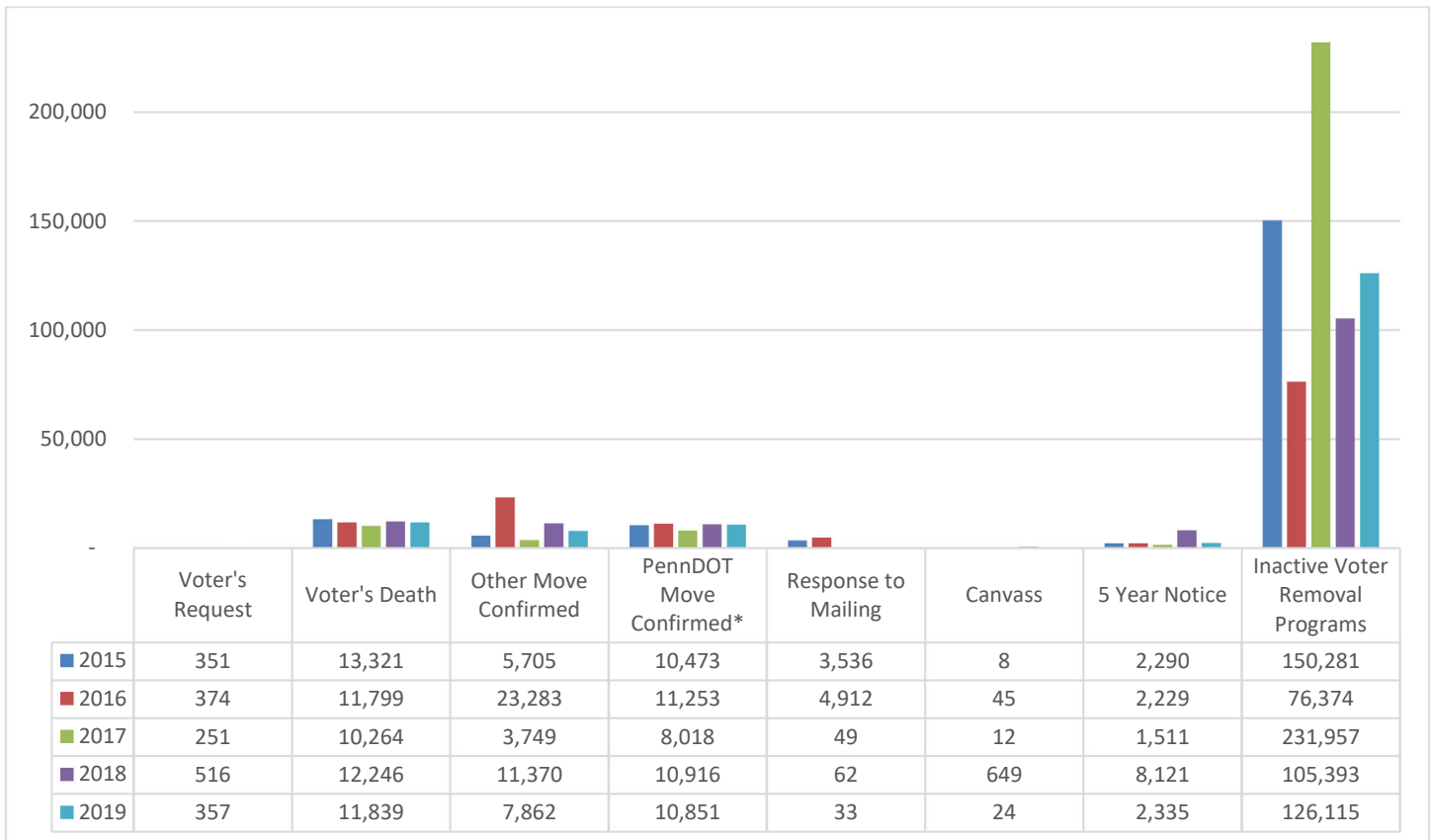
### Active Voter Registration Cancellations by Voter Status and Year



**Note:** Prior to the 2014 Annual Report, PennDOT application source codes were included in a generic "Other Means" category.

[intentionally left blank]

### Inactive Voter Registration Cancellations by Status and Year



Note: Prior to the 2014 Annual Report, PennDOT application source codes were included in a generic "Other Means" category.

### National Voter Registration Act (NVRA)

#### Total Agency Registrations

The National Voter Registration Act (NVRA) requires that "(1) Each state shall designate agencies for the registration of voters in election for Federal offices. (2) Each state shall designate as voter registration agencies – (A) all offices of the state that provide public assistance; and (B) all offices in the State that provide State-funded programs primarily engaged in providing service to persons with disabilities."<sup>2</sup> Pennsylvania, through its voter registration law, has incorporated these requirements for all elections.<sup>3</sup>

In light of these mandates, the Department continues to work with the covered agencies to ensure that the requirements of federal and state law are met. Since 2010, the Department has used bar-coded registration forms that allow the Department to identify the source agency of registrations to more accurately track the Department's efforts, and subsequently ensure that agency efforts comply with the requirements of the NVRA and the Pennsylvania voter registration law.

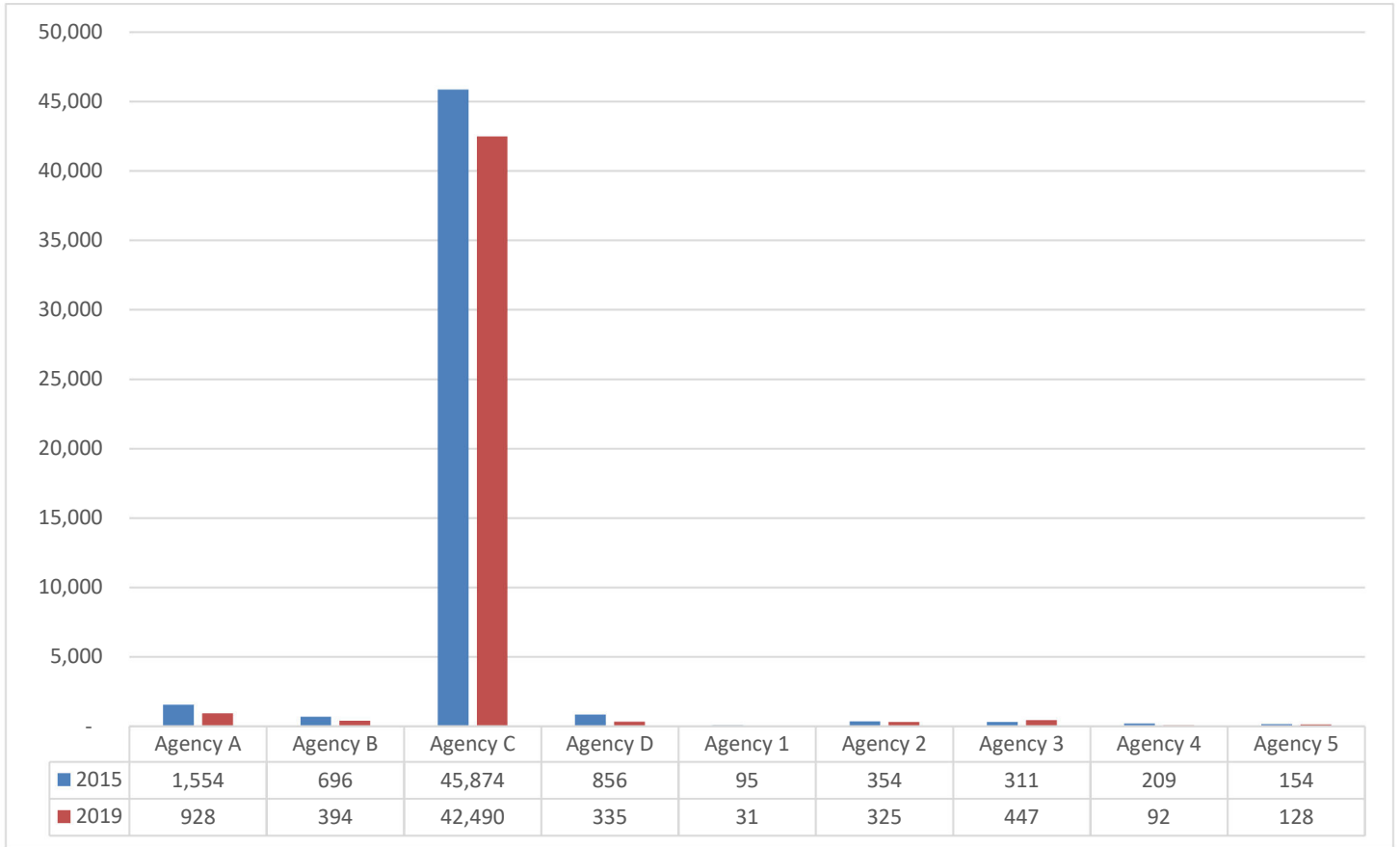
<sup>2</sup> See 52 U.S.C. § 20506.

<sup>3</sup> See 25 Pa.C.S. § 1325.

On December 2, 2017, the Pennsylvania Department of Human Services (DHS) became the first Commonwealth agency to publicly deploy an online voter registration service with the Department. DHS was able to submit more than 8,738 applications online before the end of 2019. The Department also worked with the Department of Labor & Industry’s (L&I) Office of Vocational Rehabilitation and the Department of Health’s Women, Infants and Children (WIC) program to deploy an online service. Moving forward, the Department continues to look for other opportunities to modernize voter registration with state agencies.

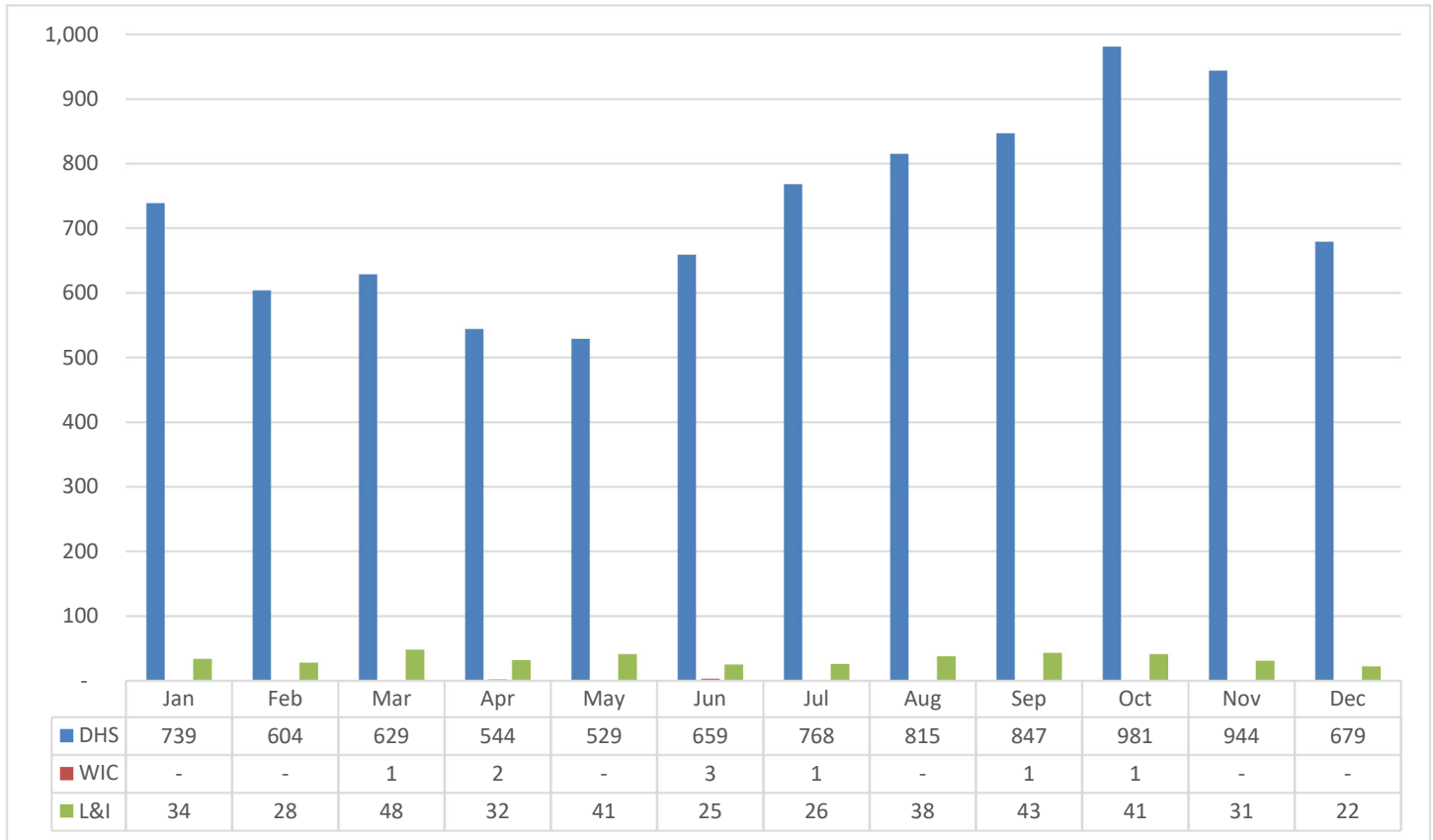
<b>Code</b>	<b>Agency</b>		<b>Applications</b>
Agency A	WIC	Women, Infant and Children Nutrition Clinics	927
Agency B	Agencies Serving People with Disabilities and County MH/ID Offices	Blindness and Visual Services (BVS) district offices; BVS Contractors; Centers for Independent Living; State Mental Health Centers; State Mental Health Hospitals; Office of Vocational Rehabilitation district offices; County Mental Health and Intellectual Disabilities	394
Agency C	CAO	County Assistance Offices	42,490
Agency D	COOC	Clerk of Orphans’ Courts	335
Agency 1	Children and Youth	Children and Youth, Children and Early Learning Organizations	30
Agency 2	AAA	Area Agencies on Aging	324
Agency 3	Health Care	Health Care not for profit, Health Care-managed care and similar for-profit organizations	441
Agency 4	SSHE/Special Education Programs	Student Disability Services Offices at Universities within the State System of Higher Education; Bureau of Special Education	92
Agency 5	Para-transit	Para-transit providers	127
	Recruitment Centers	Armed Services Recruitment Centers	0
	Voter Registration Drives	Organizations submitting voter applications other than government agencies	15,867
	PennDOT COA transfers	Change of address from PennDOT	644,355

Total Agency Voter Registration from 2015 and 2019



[intentionally left blank]

Total Agency Voter Registration through Online Services (1.1.2019 – 12.31.2019)



Pennsylvania Department of Transportation

Since 1995, the Pennsylvania Department of Transportation (PennDOT) has played an integral role in the voter registration process. This is also known as the “Motor Voter” registration process. In 2003, the process became electronic. The Motor Voter process provides Commonwealth citizens with an opportunity to apply to register to vote while receiving or renewing their driver’s license or photo ID at a PennDOT center, as well as the opportunity to update their registration in-person and online. The voter registration applications can be grouped into two main groups: 1) Initial applications (otherwise known as new applications); 2) Change of Address applications (otherwise known as change applications).

Application Process to Register to Vote at a PennDOT Center

- PennDOT customers visit a photo license center with a driver’s license application card provided by PennDOT. The application card contains a printed two-dimensional bar code. The bar code is scanned and the computer system determines the customer’s age. It then determines which customers will be at least 18 years old by the date of the next election and asks if the customer wishes to apply to register to vote;
- The program is designed to ask customers if they are currently registered to vote. If not, they are provided the opportunity to apply to register;



- If a customer is not an eligible U.S. citizen, they do not see the Motor Voter application;
- Customers must confirm that they are U.S. citizens and qualified to register in the Commonwealth;
- Customers who choose to apply to register to vote are asked to confirm their county of residence and indicate a party preference. The customer is asked for optional information (telephone number and race);
- Customers are advised of the penalty for furnishing false information and are asked to sign a declaration that the information they have provided is true and correct to the best of their knowledge;
- Customers are provided a receipt indicating pertinent information about their voter registration application, including the date on which they applied at the photo license center. The receipt instructs customers to contact their county voter registration office if they do not receive a voter identification card within two weeks.

The completed applications are transmitted electronically by PennDOT's contracted vendor to the Department which, in turn, forwards the applications to each county voter registration office via the SURE system. In 2019, 272,010 initial applications and 672,192 change of address applications were sent to county election officials.

## **Online Voter Registration**

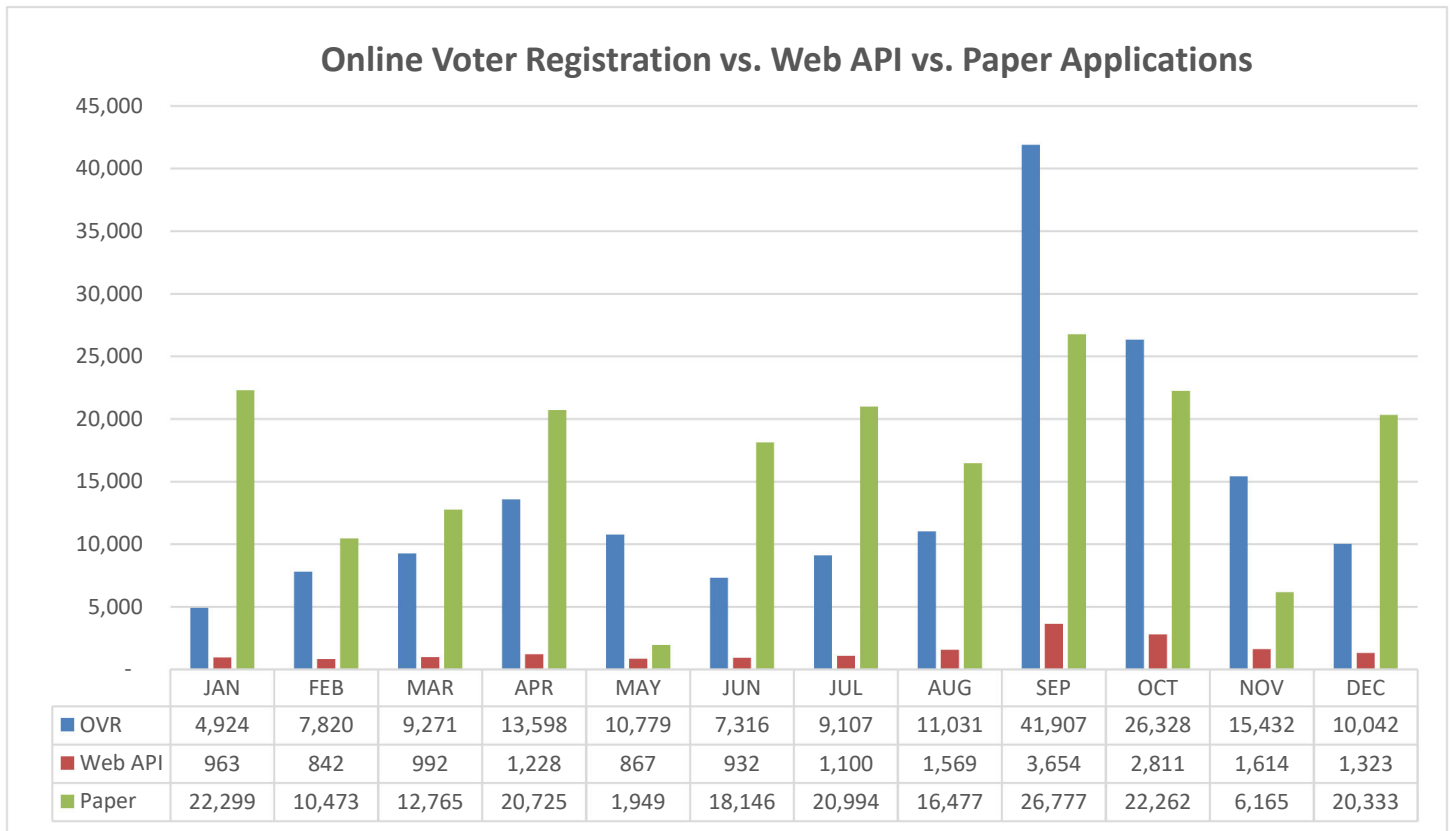
---

The Pennsylvania Online Voter Registration (OVR) Application was deployed on August 27, 2015. The OVR application provides residents of Pennsylvania with the opportunity to register to vote or change an existing voter registration online and electronically submit voter registration data to their county voter registration office for processing. The Department actively engaged election stakeholders outside of the Department, such as county election directors, the elections advocacy community, and Pennsylvania citizens. In an effort to ensure that the final product would be universally useable, DOS engaged the Center for Civic Design to review the text and the logical flow of information. The Center also field tested the application in an urban and a rural community. This highly interactive development process resulted in a better product overall and one that has been embraced by Pennsylvania voters in overwhelming numbers as seen in usage numbers.

As of December 31, 2019, approximately 167,555 voter registration applications were submitted through the OVR application, including 80,411 new applications. During this same period of time, a total of 83,859 new paper applications were submitted to the county voter registration offices.

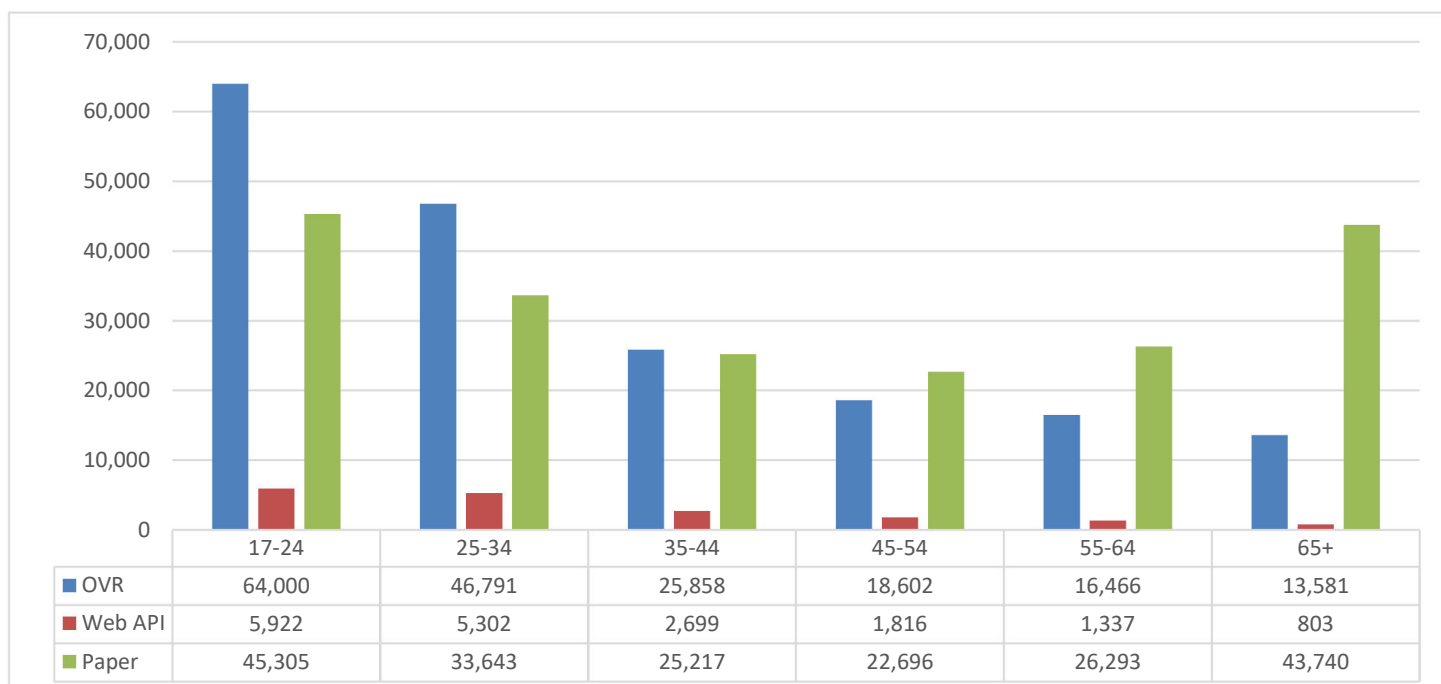
[intentionally left blank]

Online Voter Registration v. Web API and Paper Registration (1.1.2019 – 12.31.2019)



[intentionally left blank]

## Demographics of Voter Registration (1.1.2019 – 12.31.2019)



**Note: Application demographic information may appear to not equal total applications due to the timing of data generation for the annual report.**

## Voter Hall of Fame

The Pennsylvania Voter Hall of Fame program is administered by the Department of State, Bureau of Elections and Notaries. The program was established to promote awareness and to encourage all Pennsylvanians to exercise their right to vote. The Voter Hall of Fame publicly honors Pennsylvanians who have voted in at least 50 consecutive November elections. The inductees serve as ambassadors in their communities – leading by example and encouraging participation in the electoral process.

In 2019, the Department inducted 630 citizens from eight counties into the *Pennsylvania Voter Hall of Fame*. The 630 new members bring total membership to 23,796, with the membership spanning all 67 counties throughout the Commonwealth. As an ongoing recognition, the Department maintains a display on the third floor of the North Office Building in Harrisburg.

## Statewide Uniform Registry of Electors (SURE)

---

SURE is the centralized voter registration and election management system designed to ensure the accuracy and integrity of the Commonwealth's voter registration records maintained by the election authorities in Pennsylvania's 67 counties. The SURE system is a platform that supports the critical functions of the Commonwealth's elections — from determining voter eligibility to maintaining precinct data to producing poll books. A centralized, uniform registry that is accessible to all county offices greatly enhances the overall accuracy and integrity of the voter registration rolls and the resulting quality of voter services.

### SURE Applications

---

#### SURE Voter Registration (SURE VR)

---

The SURE VR application is used by counties to process and maintain voter registration records and to perform a number of election-related tasks, including the management of vote history, absentee ballots, poll books, election-related reports, and voter registration correspondence to voters.

### SURE Portals

---

#### *Public Portal*

---

Voters can access the SURE Public Portal through the Department of State website, where they can register to vote online, check their voter registration status, locate their polling place, and retrieve electronic balloting materials for Uniform Military & Overseas Voters Act (UMOVA) qualified voters.

#### *County Portal*

---

The SURE County Portal provides counties with voter search, provisional ballot processing/certification, and other basic capabilities through a standard web browser rather than the specialized equipment required to access SURE VR. Counties can use the portal for seasonal and temporary staff who may need to access basic SURE functionality around an election day or other busy period of time. Additionally, counties use the portal to upload election results, certify election results, and certify voter registration statistics.

#### *Agency Portal*

---

The agency portal is used by Department of State personnel to manage elections and campaign finance data. The Department uses the portal to maintain and retrieve the archive of historic election results by precinct and county, manage nomination petitions, and manage campaign finance records.

#### *Kiosk*

---

The kiosk is a public portal which is accessed through terminals located in county election offices and at the Department of State. These portals allow the public to electronically submit voter registration applications, submit changes to their current registration, and search public state-wide voter registration rolls.

### *Web Application Programming Interface (Web API)*

---

A Web Application Programming Interface (Web API) was created for individuals and organizations, such as Rock the Vote, that wish to develop a website to gather voter registration application data during voter registration drives. The Web API application contains the information these organizations need in order to submit voter registration applications in an electronic format versus submitting paper applications. This tool also interacts with PennDOT to capture signatures for valid driver's licenses and sends the Pending Missing Signature correspondence as necessary. A rigorous certification process managed by the Department of State ensures the individuals or organizations wishing to use the Web API tool meet DOS-identified testing standards prior to their Web API account being approved.

---

## *Annual Report Data Appendices*

---

# *Appendix A*

Voter registration figures by county and political party as of December 31, 2019.

COMMONWEALTH OF PENNSYLVANIA  
POLITICAL PARTY REGISTRATION - DECEMBER 31, 2019

County Name	Democratic	Republican	Other	Total	County Name	Democratic	Republican	Other	Total
ADAMS	19,090	36,862	10,824	66,776	LACKAWANNA	83,888	42,144	14,654	140,686
ALLEGHENY	555,649	263,952	138,999	958,600	LANCASTER	106,762	167,406	53,161	327,329
ARMSTRONG	13,903	22,848	4,848	41,599	LAWRENCE	24,002	23,527	6,057	53,586
BEAVER	53,417	41,701	14,063	109,181	LEBANON	25,939	46,676	12,901	85,516
BEDFORD	7,558	21,229	3,049	31,836	LEHIGH	111,803	78,576	40,848	231,227
BERKS	113,029	99,834	40,124	252,987	LUZERNE	105,254	77,960	26,030	209,244
BLAIR	21,411	43,762	9,163	74,336	LYCOMING	20,362	38,663	9,033	68,058
BRADFORD	9,196	21,833	4,761	35,790	McKEAN	6,439	13,952	3,309	23,700
BUCKS	195,772	184,054	75,104	454,930	MERCER	28,933	31,788	9,085	69,806
BUTLER	39,667	69,970	17,809	127,446	MIFFLIN	6,624	15,554	2,761	24,939
CAMBRIA	38,774	34,673	8,497	81,944	MONROE	50,488	36,355	21,473	108,316
CAMERON	975	1,615	382	2,972	MONTGOMERY	274,955	200,818	87,660	563,433
CARBON	17,673	19,457	6,809	43,939	MONTOUR	4,616	6,380	2,134	13,130
CENTRE	45,828	42,934	20,393	109,155	NORTHAMPTON	95,710	73,809	39,837	209,356
CHESTER	142,423	148,586	62,537	353,546	NORTHUMBERLAND	18,814	27,225	7,203	53,242
CLARION	7,076	13,233	2,685	22,994	PERRY	6,418	17,812	3,505	27,735
CLEARFIELD	15,410	24,341	5,218	44,969	PHILADELPHIA	815,218	117,919	128,938	1,062,075
CLINTON	7,661	10,181	2,670	20,512	PIKE	13,564	17,956	8,586	40,106
COLUMBIA	13,657	18,186	5,812	37,655	POTTER	2,352	7,030	1,134	10,516
CRAWFORD	18,315	28,133	6,592	53,040	SCHUYLKILL	29,947	43,884	10,509	84,340
CUMBERLAND	59,656	87,419	28,909	175,984	SNYDER	5,229	13,805	2,781	21,815
DAUPHIN	83,635	72,995	28,028	184,658	SOMERSET	14,330	27,112	4,474	45,916
DELAWARE	190,702	156,575	52,194	399,471	SULLIVAN	1,418	2,481	458	4,357
ELK	7,890	8,880	2,125	18,895	SUSQUEHANNA	7,151	14,872	3,322	25,345
ERIE	96,846	69,185	27,331	193,362	TIOGA	5,947	15,652	3,235	24,834
FAYETTE	40,482	28,490	7,326	76,298	UNION	7,091	12,569	3,911	23,571
FOREST	1,178	1,808	365	3,351	VENANGO	9,642	17,156	3,908	30,706
FRANKLIN	23,775	55,584	13,664	93,023	WARREN	9,858	15,665	4,816	30,339
FULTON	2,099	5,961	925	8,985	WASHINGTON	66,255	60,214	17,314	143,783
GREENE	10,534	8,822	2,119	21,475	WAYNE	9,419	18,185	5,257	32,861
HUNTINGDON	7,557	16,094	2,725	26,376	WESTMORELAND	102,458	106,503	28,290	237,251
INDIANA	18,712	24,598	6,493	49,803	WYOMING	5,154	9,848	2,005	17,007
JEFFERSON	8,730	17,623	3,489	29,842	YORK	95,027	145,242	45,504	285,773
JUNIATA	3,405	8,666	1,363	13,434	<b>PENNSYLVANIA</b>	<b>4,062,752</b>	<b>3,254,822</b>	<b>1,231,488</b>	<b>8,549,062</b>



# *Appendix B*

Voter registration totals from 2018-2019

Dem: Democratic Party

Rep: Republican Party

% Diff: Increase or Decrease in Party Registration

COMMONWEALTH OF PENNSYLVANIA  
COMPARISON OF VOTER REGISTRATION TOTALS  
JANUARY 2018 - DECEMBER 2019

COUNTY NAME	DEMOCRATIC			REPUBLICAN		
	DEM 2018	DEM 2019	% DIFF	REP 2018	REP 2019	% DIFF
ADAMS	19,576	19,090	-0.02	36,749	36,862	0.00
ALLEGHENY	552,253	555,649	0.01	263,026	263,952	0.00
ARMSTRONG	14,351	13,903	-0.03	22,273	22,848	0.03
BEAVER	53,983	53,417	-0.01	40,534	41,701	0.03
BEDFORD	7,870	7,558	-0.04	20,661	21,229	0.03
BERKS	111,914	113,029	0.01	98,185	99,834	0.02
BLAIR	22,397	21,411	-0.04	44,242	43,762	-0.01
BRADFORD	9,304	9,196	-0.01	21,419	21,833	0.02
BUCKS	196,447	195,772	0.00	186,111	184,054	-0.01
BUTLER	39,321	39,667	0.01	68,519	69,970	0.02
CAMBRIA	41,023	38,774	-0.05	33,698	34,673	0.03
CAMERON	1,022	975	-0.05	1,523	1,615	0.06
CARBON	17,927	17,673	-0.01	18,690	19,457	0.04
CENTRE	44,627	45,828	0.03	42,743	42,934	0.00
CHESTER	141,812	142,423	0.00	152,821	148,586	-0.03
CLARION	7,328	7,076	-0.03	12,953	13,233	0.02
CLEARFIELD	16,287	15,410	-0.05	24,016	24,341	0.01
CLINTON	7,841	7,661	-0.02	9,879	10,181	0.03
COLUMBIA	13,780	13,657	-0.01	17,723	18,186	0.03
CRAWFORD	18,426	18,315	-0.01	27,647	28,133	0.02
CUMBERLAND	58,333	59,656	0.02	86,974	87,419	0.01
DAUPHIN	81,675	83,635	0.02	72,594	72,995	0.01
DELAWARE	189,299	190,702	0.01	162,123	156,575	-0.03
ELK	8,194	7,890	-0.04	8,430	8,880	0.05
ERIE	96,866	96,846	0.00	68,490	69,185	0.01
FAYETTE	41,253	40,482	-0.02	27,058	28,490	0.05
FOREST	1,223	1,178	-0.04	1,764	1,808	0.02
FRANKLIN	23,559	23,775	0.01	54,450	55,584	0.02
FULTON	2,180	2,099	-0.04	5,710	5,961	0.04
GREENE	11,320	10,534	-0.07	8,511	8,822	0.04
HUNTINGDON	7,680	7,557	-0.02	15,808	16,094	0.02
INDIANA	19,032	18,712	-0.02	24,057	24,598	0.02
JEFFERSON	8,960	8,730	-0.03	17,354	17,623	0.02
JUNIATA	3,528	3,405	-0.03	8,430	8,666	0.03
LACKAWANNA	83,723	83,888	0.00	41,116	42,144	0.03
LANCASTER	107,143	106,762	0.00	169,908	167,406	-0.01
LAWRENCE	24,256	24,002	-0.01	22,894	23,527	0.03
LEBANON	26,274	25,939	-0.01	46,894	46,676	0.00
LEHIGH	113,484	111,803	-0.01	79,629	78,576	-0.01

COMMONWEALTH OF PENNSYLVANIA  
COMPARISON OF VOTER REGISTRATION TOTALS  
JANUARY 2018 - DECEMBER 2019

COUNTY NAME	DEMOCRATIC			REPUBLICAN		
	DEM 2018	DEM 2019	% DIFF	REP 2018	REP 2019	% DIFF
LUZERNE	106,229	105,254	-0.01	76,218	77,960	0.02
LYCOMING	20,512	20,362	-0.01	37,582	38,663	0.03
MCKEAN	6,475	6,439	-0.01	13,554	13,952	0.03
MERCER	29,117	28,933	-0.01	30,725	31,788	0.03
MIFFLIN	6,787	6,624	-0.02	15,290	15,554	0.02
MONROE	50,832	50,488	-0.01	36,231	36,355	0.00
MONTGOMERY	274,614	274,955	0.00	206,778	200,818	-0.03
MONTOUR	4,665	4,616	-0.01	6,391	6,380	0.00
NORTHAMPTON	93,995	95,710	0.02	72,344	73,809	0.02
NORTHUMBERLAND	19,175	18,814	-0.02	26,683	27,225	0.02
PERRY	6,799	6,418	-0.06	18,087	17,812	-0.02
PHILADELPHIA	805,076	815,218	0.01	116,491	117,919	0.01
PIKE	13,209	13,564	0.03	17,420	17,956	0.03
POTTER	2,453	2,352	-0.04	6,842	7,030	0.03
SCHUYLKILL	31,591	29,947	-0.05	43,935	43,884	0.00
SNYDER	5,246	5,229	0.00	13,549	13,805	0.02
SOMERSET	15,475	14,330	-0.07	26,955	27,112	0.01
SULLIVAN	1,459	1,418	-0.03	2,454	2,481	0.01
SUSQUEHANNA	7,152	7,151	0.00	14,554	14,872	0.02
TIOGA	6,064	5,947	-0.02	15,306	15,652	0.02
UNION	7,319	7,091	-0.03	12,724	12,569	-0.01
VENANGO	10,195	9,642	-0.05	17,280	17,156	-0.01
WARREN	10,071	9,858	-0.02	15,407	15,665	0.02
WASHINGTON	66,637	66,255	-0.01	58,175	60,214	0.04
WAYNE	9,372	9,419	0.01	17,721	18,185	0.03
WESTMORELAND	109,894	102,458	-0.07	107,675	106,503	-0.01
WYOMING	5,225	5,154	-0.01	9,712	9,848	0.01
YORK	104,513	95,027	-0.09	152,517	145,242	-0.05
<b>PENNSYLVANIA</b>	<b>4,075,622</b>	<b>4,062,752</b>	<b>0.00</b>	<b>3,254,206</b>	<b>3,254,822</b>	<b>0.00</b>

## *Appendix C*

Data for the various voter registration methods.

Total registration applications (both agency and non-agency sources) include:

- New registration applications
- Changes of address applications (out of county)
- Changes of name or party applications

New registration applications (both agency and non-agency sources) include:

- only apps for new voters

### Legend for Appendix C

Code	Agency	Description
Agency A	WIC	Women, Infant and Children Nutrition Clinics
Agency B	Agencies Service People with Disabilities and County MH/ID Offices	Blindness and Visual Services (BVS) district offices; BVS Contractors; Centers for Independent Living; State Mental Health Centers; State Mental Health Hospitals; Office of Vocational Rehabilitation district offices; County Mental Health and Intellectual Disabilities
Agency C	CAO	County Assistance Office
Agency D	COOC	Clerk of Orphans' Courts
Agency 1	Children and Youth	Children and Youth, Children and Early Learning Organizations
Agency 2	AAA	Area Agencies on Aging
Agency 3	Health Care	Health Care not for profit, Health Care-managed care and similar for-profit organizations
Agency 4	SSHE/Special Education Programs	Student Disability Services Offices at Universities Within the State System of High Education; Bureau of Special Education
Agency 5	Para-transit	Para-transit providers
	Recruitment Centers	Armed Services Recruitment Centers
	Voter Registration Drives	Organizations submitting voter applications other than government agencies
	PennDOT COA Transfers	Changes of address from PennDOT

COMMONWEALTH OF PENNSYLVANIA  
TOTAL VOTER REGISTRATION APPLICATIONS BY NON-AGENCY SOURCES IN 2019

COUNTY NAME	In Person	PennDOT	Mail	Rcrtmnt Centers	VR Drives	PennDOT COA (Transfers)	Other (Transfers)
ADAMS	88	2,638	655	0	43	4,446	0
ALLEGHENY	292	27,490	7,635	0	3,837	69,924	3,435
ARMSTRONG	166	1,333	295	0	2	2,596	32
BEAVER	282	3,269	848	0	11	7,392	1,256
BEDFORD	99	846	354	0	0	2,276	10
BERKS	307	9,411	2,854	0	482	22,233	568
BLAIR	110	1,976	928	0	1	6,270	990
BRADFORD	140	1,122	283	0	5	2,313	17
BUCKS	128	14,218	4,684	0	195	24,700	186
BUTLER	111	4,140	1,224	0	81	8,577	34
CAMBRIA	104	2,350	1,235	0	2	6,224	763
CAMERON	93	86	13	0	0	211	3
CARBON	0	1,278	607	0	0	3,107	52
CENTRE	86	2,839	859	0	2,133	5,968	1,137
CHESTER	308	12,014	2,995	0	1,966	20,320	178
CLARION	242	492	162	0	1	1,537	28
CLEARFIELD	92	1,430	394	0	0	3,974	580
CLINTON	108	613	260	0	3	1,566	9
COLUMBIA	57	1,222	447	0	0	3,330	21
CRAWFORD	475	1,302	576	0	3	3,877	2
CUMBERLAND	248	6,003	1,627	0	433	14,604	559
DAUPHIN	175	7,106	1,779	0	764	19,788	123
DELAWARE	61	11,457	8,412	0	1,017	26,961	183
ELK	98	558	223	0	24	1,357	83
ERIE	371	4,716	1,874	0	212	12,546	13
FAYETTE	464	2,412	606	0	315	5,461	96
FOREST	27	92	38	0	0	241	0
FRANKLIN	184	3,704	504	0	182	7,108	89
FULTON	159	334	37	0	0	508	1
GREENE	160	700	213	0	10	1,199	122
HUNTINGDON	357	662	372	0	0	1,800	0
INDIANA	397	1,145	417	0	0	3,307	1
JEFFERSON	37	814	314	0	1	1,849	268
JUNIATA	77	343	115	0	15	1,022	21

COUNTY NAME	In Person	PennDOT	Mail	Rcrtmnt Centers	VR Drives	PennDOT COA (Transfers)	Other (Transfers)
LACKAWANNA	388	3,639	951	0	617	10,114	75
LANCASTER	158	10,952	3,544	0	211	30,523	72
LAWRENCE	1	1,561	889	0	0	3,555	3
LEBANON	98	3,011	1,038	0	86	7,695	64
LEHIGH	231	9,751	3,282	0	392	20,591	1,514
LUZERNE	123	6,951	2,671	0	334	18,065	362
LYCOMING	163	2,151	887	0	94	6,001	880
MCKEAN	99	678	179	0	1	2,202	91
MERCER	194	2,384	755	0	208	5,098	1,367
MIFFLIN	39	735	292	0	0	1,827	0
MONROE	260	5,419	626	0	135	7,676	4
MONTGOMERY	169	18,188	5,565	0	378	38,979	728
MONTOUR	40	392	93	0	1	1,412	1
NORTHAMPTON	412	7,894	1,995	0	220	15,516	76
NORTHUMBERLAND	1	1,575	247	0	0	4,034	12
PERRY	94	877	604	0	2	2,211	0
PHILADELPHIA	308	32,861	14,883	0	13,575	94,715	131
PIKE	38	1,968	408	0	1	2,263	1
POTTER	64	311	120	0	0	775	127
SCHUYLKILL	217	2,347	699	0	202	6,163	1,129
SNYDER	80	611	183	0	36	1,526	87
SOMERSET	145	1,183	435	0	105	2,887	568
SULLIVAN	31	112	45	0	0	291	1
SUSQUEHANNA	0	794	374	0	0	1,349	13
TIOGA	75	882	312	0	0	1,902	19
UNION	197	723	182	0	3	1,437	47
VENANGO	144	900	248	0	12	2,414	23
WARREN	79	800	105	0	66	1,825	28
WASHINGTON	172	4,204	1,221	0	314	9,192	12
WAYNE	120	1,247	218	0	34	1,839	64
WESTMORELAND	217	6,607	2,023	0	677	15,492	225
WYOMING	111	471	155	0	25	1,214	105
YORK	181	9,716	2,281	0	592	24,980	230
<b>PENNSYLVANIA</b>	<b>10,752</b>	<b>272,010</b>	<b>91,349</b>	<b>0</b>	<b>30,059</b>	<b>644,355</b>	<b>18,919</b>

COMMONWEALTH OF PENNSYLVANIA  
TOTAL VOTER REGISTRATION APPLICATIONS BY PUBLIC ASSISTANCE AGENCIES IN 2019  
(for more information on agency voter registration applications see page 28)

COUNTY NAME	Agency A	Agency B	Agency C	Agency D	Agency 1	Agency 2	Agency 3	Agency 4	Agency 5	Agency Total
ADAMS	45	2	157	3	0	3	0	0	0	210
ALLEGHENY	96	39	4,680	16	1	57	22	4	3	4,918
ARMSTRONG	3	0	250	0	0	9	7	0	2	271
BEAVER	21	33	543	66	0	6	0	0	0	669
BEDFORD	3	5	102	0	0	1	0	0	0	111
BERKS	11	12	1,723	27	1	1	0	9	23	1,807
BLAIR	10	5	291	3	0	1	0	0	0	310
BRADFORD	0	0	163	0	0	0	0	0	0	163
BUCKS	5	3	880	55	1	3	14	0	2	963
BUTLER	2	6	321	1	0	0	0	0	0	330
CAMBRIA	2	1	375	0	0	0	0	0	1	379
CAMERON	2	0	35	0	0	0	0	0	0	37
CARBON	0	2	205	0	1	3	0	0	1	212
CENTRE	1	2	211	45	0	4	6	0	1	270
CHESTER	14	3	690	3	1	0	12	4	0	727
CLARION	1	2	123	12	0	0	0	0	0	138
CLEARFIELD	10	1	221	3	0	4	0	57	0	296
CLINTON	4	0	64	0	0	1	1	0	0	70
COLUMBIA	9	5	79	1	0	1	0	0	1	96
CRAWFORD	15	13	267	0	0	4	0	0	1	300
CUMBERLAND	14	6	461	4	3	2	10	1	0	501
DAUPHIN	44	17	1,177	0	0	3	0	0	2	1,243
DELAWARE	9	5	867	35	0	5	2	0	9	932
ELK	0	0	17	0	0	0	0	0	0	17
ERIE	51	35	1,066	3	0	5	7	0	0	1,167
FAYETTE	5	10	601	0	0	5	0	0	0	621
FOREST	0	0	22	1	0	0	0	0	0	23
FRANKLIN	18	1	373	1	0	10	0	0	0	403
FULTON	0	0	37	0	0	0	0	0	0	37
GREENE	4	2	111	0	0	0	0	0	0	117
HUNTINGDON	0	5	16	0	0	0	0	0	0	21

COMMONWEALTH OF PENNSYLVANIA  
TOTAL VOTER REGISTRATION APPLICATIONS BY PUBLIC ASSISTANCE AGENCIES IN 2019

INDIANA	3	0	81	0	0	0	0	0	0	84
JEFFERSON	6	5	134	0	0	4	0	0	0	149
JUNIATA	4	0	67	5	0	0	0	0	0	76
LACKAWANNA	33	9	907	1	0	2	76	9	0	1,037
LANCASTER	18	15	1,053	6	0	25	2	5	1	1,125
LAWRENCE	0	0	105	0	0	0	0	0	0	105
LEBANON	2	2	242	2	0	0	0	0	0	248
LEHIGH	19	11	1,053	1	1	6	3	0	6	1,100
LUZERNE	11	17	1,483	1	0	8	1	0	7	1,528
LYCOMING	19	2	323	0	0	4	0	0	0	348
MCKEAN	0	0	113	0	0	0	0	0	0	113
MERCER	11	6	497	0	8	2	0	0	4	528
MIFFLIN	1	2	61	0	0	0	0	0	0	64
MONROE	8	4	355	4	1	2	1	1	0	376
MONTGOMERY	30	16	1,256	4	2	17	6	2	12	1,345
MONTOUR	2	0	37	0	0	1	0	0	0	40
NORTHAMPTON	3	4	772	1	0	8	5	0	8	801
NORTHUMBERLAND	0	0	126	0	0	0	0	0	0	126
PERRY	0	0	74	0	1	0	0	0	0	75
PHILADELPHIA	263	11	13,599	3	4	62	263	0	40	14,245
PIKE	1	1	57	0	0	0	0	0	0	59
POTTER	14	0	41	0	0	3	0	0	0	58
SCHUYLKILL	5	10	540	2	3	4	6	0	4	574
SNYDER	9	3	62	8	0	1	0	0	0	83
SOMERSET	1	13	191	0	1	16	0	0	0	222
SULLIVAN	0	0	15	0	0	0	0	0	0	15
SUSQUEHANNA	0	0	43	0	0	0	0	0	0	43
TIOGA	0	1	94	0	0	0	0	0	0	95
UNION	2	1	86	6	0	0	0	0	0	95
VENANGO	3	2	208	3	1	7	0	0	0	224
WARREN	9	3	109	0	0	1	0	0	0	122
WASHINGTON	0	0	347	0	0	0	0	0	0	347
WAYNE	4	11	140	5	0	8	0	0	0	168
WESTMORELAND	35	25	923	0	1	14	3	0	0	1,001
WYOMING	1	2	78	0	0	0	0	0	0	81
YORK	12	3	1,090	4	0	2	0	0	0	1,111

COMMONWEALTH OF PENNSYLVANIA  
NEW REGISTRATION APPLICATIONS BY NON-AGENCY SOURCES IN 2019

COUNTY NAME	In Person	PennDOT	Mail	Rcrtmnt Centers	VR Drives	PennDOT COA (Transfers)	Other (Transfers)
ADAMS	45	1,487	321	0	33	0	0
ALLEGHENY	59	11,083	2,747	0	2,169	3	309
ARMSTRONG	33	368	116	0	1	0	7
BEAVER	86	1,006	294	0	8	0	3
BEDFORD	38	359	135	0	0	0	3
BERKS	123	2,857	1,083	0	322	1	77
BLAIR	18	854	255	0	0	0	12
BRADFORD	51	559	112	0	2	2	7
BUCKS	45	5,026	2,076	0	149	0	3
BUTLER	25	1,653	467	0	66	0	2
CAMBRIA	24	1,119	340	0	2	1	0
CAMERON	30	29	6	0	0	0	0
CARBON	0	548	229	0	0	0	0
CENTRE	21	1,204	374	0	1,198	1	7
CHESTER	65	6,912	932	0	1,603	0	7
CLARION	81	164	56	0	1	0	1
CLEARFIELD	17	519	126	0	0	3	29
CLINTON	41	271	99	0	0	0	0
COLUMBIA	13	588	280	0	0	1	2
CRAWFORD	225	583	235	0	1	0	0
CUMBERLAND	60	2,336	625	0	350	0	6
DAUPHIN	51	2,810	725	0	618	1	10
DELAWARE	20	4,695	3,161	0	490	1	4
ELK	23	231	65	0	17	0	1
ERIE	122	1,929	668	0	128	0	0
FAYETTE	169	752	199	0	205	2	8
FOREST	8	35	15	0	0	0	0
FRANKLIN	46	2,107	187	0	90	0	0
FULTON	25	179	15	0	0	0	0
GREENE	43	296	87	0	8	2	3
HUNTINGDON	194	356	114	0	0	0	0
INDIANA	165	477	195	0	0	0	0
JEFFERSON	6	251	109	0	0	0	0
JUNIATA	14	123	42	0	9	0	0

COUNTY NAME	In Person	PennDOT	Mail	Rcrtmnt Centers	VR Drives	PennDOT COA (Transfers)	Other (Transfers)
LACKAWANNA	116	1,593	367	0	323	0	0
LANCASTER	37	4,691	1,446	0	180	2	13
LAWRENCE	1	679	492	0	0	1	1
LEBANON	26	1,199	404	0	61	0	10
LEHIGH	99	3,874	1,274	0	321	1	5
LUZERNE	36	3,114	1,050	0	197	0	11
LYCOMING	33	743	340	0	59	0	22
MCKEAN	34	363	89	0	1	0	0
MERCER	51	712	238	0	173	0	10
MIFFLIN	18	301	94	0	0	0	0
MONROE	124	2,803	421	0	96	1	0
MONTGOMERY	46	6,153	2,082	0	212	4	2
MONTOUR	14	188	34	0	1	2	0
NORTHAMPTON	177	3,814	934	0	145	0	1
NORTHUMBERLAND	0	625	170	0	0	0	0
PERRY	26	262	170	0	2	0	0
PHILADELPHIA	115	16,022	6,828	0	5,195	0	10
PIKE	10	1,316	205	0	1	0	0
POTTER	20	115	49	0	0	0	9
SCHUYLKILL	71	756	243	0	130	1	10
SNYDER	26	236	52	0	26	0	3
SOMERSET	25	477	200	0	70	0	0
SULLIVAN	9	48	16	0	0	0	1
SUSQUEHANNA	0	383	151	0	0	0	5
TIOGA	19	406	107	0	0	0	0
UNION	106	306	68	0	1	0	0
VENANGO	39	325	85	0	4	0	3
WARREN	28	345	52	0	54	0	1
WASHINGTON	46	1,905	502	0	212	0	0
WAYNE	37	643	87	0	18	0	2
WESTMORELAND	44	1,877	574	0	558	2	27
WYOMING	43	183	62	0	12	0	0
YORK	57	4,522	921	0	345	1	31
<b>PENNSYLVANIA</b>	<b>3,519</b>	<b>114,745</b>	<b>36,297</b>	<b>0</b>	<b>15,867</b>	<b>33</b>	<b>678</b>



COMMONWEALTH OF PENNSYLVANIA  
 NEW VOTER REGISTRATION APPLICATIONS BY PUBLIC ASSISTANCE AGENCIES IN 2019  
 (for more information on agency voter registration applications, see page 31)

COUNTY NAME	Agency A	Agency B	Agency C	Agency D	Agency 1	Agency 2	Agency 3	Agency 4	Agency 5	Agency Total
ADAMS	17	1	57	2	0	1	0	0	0	78
ALLEGHENY	35	18	922	4	0	10	7	4	1	1,001
ARMSTRONG	2	0	83	0	0	2	3	0	2	92
BEAVER	8	11	186	9	0	2	0	0	0	216
BEDFORD	0	3	33	0	0	1	0	0	0	37
BERKS	7	4	418	2	0	1	0	9	9	450
BLAIR	8	2	91	0	0	1	0	0	0	102
BRADFORD	0	0	53	0	0	0	0	0	0	53
BUCKS	2	2	252	21	0	1	6	0	1	285
BUTLER	1	4	120	0	0	0	0	0	0	125
CAMBRIA	0	1	108	0	0	0	0	0	0	109
CAMERON	2	0	14	0	0	0	0	0	0	16
CARBON	0	0	54	0	1	1	0	0	0	56
CENTRE	1	2	46	1	0	1	3	0	0	54
CHESTER	8	2	331	0	1	0	4	4	0	350
CLARION	1	2	34	5	0	0	0	0	0	42
CLEARFIELD	4	1	70	0	0	1	0	51	0	127
CLINTON	0	0	25	0	0	0	0	0	0	25
COLUMBIA	4	3	39	0	0	1	0	0	0	47
CRAWFORD	7	6	78	0	0	1	0	0	0	92
CUMBERLAND	5	4	128	1	1	1	2	0	0	142
DAUPHIN	21	6	324	0	0	3	0	0	1	355
DELAWARE	6	1	136	1	0	2	0	0	3	149
ELK	0	0	7	0	0	0	0	0	0	7
ERIE	31	18	302	0	0	1	3	0	0	355
FAYETTE	3	7	163	0	0	1	0	0	0	174
FOREST	0	0	12	0	0	0	0	0	0	12
FRANKLIN	12	1	107	1	0	5	0	0	0	126
FULTON	0	0	12	0	0	0	0	0	0	12
GREENE	3	2	43	0	0	0	0	0	0	48
HUNTINGDON	0	3	7	0	0	0	0	0	0	10
INDIANA	3	0	36	0	0	0	0	0	0	39
JEFFERSON	2	2	45	0	0	1	0	0	0	50
JUNIATA	3	0	20	2	0	0	0	0	0	25

COMMONWEALTH OF PENNSYLVANIA  
NEW VOTER REGISTRATION APPLICATIONS BY PUBLIC ASSISTANCE AGENCIES IN 2019

LACKAWANNA	25	6	252	1	0	1	11	9	0	305
LANCASTER	7	7	395	3	0	8	1	4	0	425
LAWRENCE	0	0	55	0	0	0	0	0	0	55
LEBANON	1	1	105	1	0	0	0	0	0	108
LEHIGH	13	5	232	0	0	4	0	0	1	255
LUZERNE	4	10	458	1	0	2	0	0	3	478
LYCOMING	3	2	89	0	0	2	0	0	0	96
MCKEAN	0	0	50	0	0	0	0	0	0	50
MERCER	5	3	139	0	8	1	0	0	3	159
MIFFLIN	1	1	20	0	0	0	0	0	0	22
MONROE	5	1	175	3	1	2	1	1	0	189
MONTGOMERY	15	6	298	1	2	7	2	1	5	337
MONTOUR	2	0	11	0	0	0	0	0	0	13
NORTHAMPTON	2	3	227	0	0	2	0	0	4	238
NORTHUMBERLAND	0	0	73	0	0	0	0	0	0	73
PERRY	0	0	28	0	1	0	0	0	0	29
PHILADELPHIA	96	2	2,649	1	3	26	179	0	10	2,966
PIKE	1	0	20	0	0	0	0	0	0	21
POTTER	6	0	14	0	0	3	0	0	0	23
SCHUYLKILL	4	7	167	0	1	4	0	0	1	184
SNYDER	6	3	26	0	0	1	0	0	0	36
SOMERSET	1	6	55	0	1	4	0	0	0	67
SULLIVAN	0	0	2	0	0	0	0	0	0	2
SUSQUEHANNA	0	0	11	0	0	0	0	0	0	11
TIOGA	0	1	34	0	0	0	0	0	0	35
UNION	0	1	36	2	0	0	0	0	0	39
VENANGO	1	1	65	3	0	2	0	0	0	72
WARREN	6	2	39	0	0	1	0	0	0	48
WASHINGTON	0	0	109	0	0	0	0	0	0	109
WAYNE	3	6	37	0	0	6	0	0	0	52
WESTMORELAND	13	11	250	0	1	2	2	0	0	279
WYOMING	0	0	19	0	0	0	0	0	0	19
YORK	5	1	291	2	0	2	0	0	0	301

## *Appendix D*

Summary of data relative to list maintenance activities in the counties.

List maintenance activities include:

- Mass Confirmation Mailings
- National Change of Address Program
- Five Year Notice Mailings
- PennDOT Change of Address Reports
- Address Verification Notices
- Active and Inactive Voter Registrations Cancelled

COMMONWEALTH OF PENNSYLVANIA  
VOTER REGISTRATION  
LIST MAINTENANCE ACTIVITIES  
MANDATED VOTER REMOVAL PROGRAMS  
2019

**National Change of Address**

<b>County Name</b>	<b>Notices Mailed</b>	<b>Returned By Individual</b>	<b>Returned By Post Office</b>	<b>Marked InActive</b>	<b>Cancelled Out Of County</b>	<b>Cancelled Out Of State</b>
ADAMS	1,334	5	32	1,181	24	6
ALLEGHENY	22,299	365	437	17,031	178	934
ARMSTRONG	613	20	5	29	17	27
BEAVER	2,347	38	32	1,592	94	303
BEDFORD	530	3	18	403	18	34
BERKS	5,346	226	140	3,866	107	413
BLAIR	1,503	12	25	1,066	18	57
BRADFORD	778	11	12	499	19	103
BUCKS	8,444	78	379	6,324	199	1,474
BUTLER	2,651	20	41	40	119	516
CAMBRIA	1,389	18	85	1,033	31	103
CAMERON	50	1	1	42	0	0
CARBON	797	4	9	577	14	88
CENTRE	2,019	26	19	32	36	273
CHESTER	8,008	56	566	4,880	160	980
CLARION	366	4	11	154	17	26
CLEARFIELD	701	12	615	664	1	1
CLINTON	373	0	10	11	21	34
COLUMBIA	829	23	19	756	26	41
CRAWFORD	1,096	95	96	800	22	75
CUMBERLAND	3,810	71	202	2,225	59	375
DAUPHIN	4,578	139	195	242	85	343
DELAWARE	8,334	585	382	6,305	150	625
ELK	280	6	6	174	10	15
ERIE	4,606	85	8	2,917	66	442
FAYETTE	1,326	2	1	1,127	0	1
FOREST	44	4	3	32	2	4
FRANKLIN	2,020	27	31	1,168	28	295
FULTON	63	5	20	18	6	4
GREENE	379	4	53	227	14	39
HUNTINGDON	377	4	4	3	10	33
INDIANA	866	45	32	41	18	52
JEFFERSON	468	10	30	28	22	30

COMMONWEALTH OF PENNSYLVANIA  
VOTER REGISTRATION  
LIST MAINTENANCE ACTIVITIES  
MANDATED VOTER REMOVAL PROGRAMS  
2019

**National Change of Address**

<b>County Name</b>	<b>Notices Mailed</b>	<b>Returned By Individual</b>	<b>Returned By Post Office</b>	<b>Marked InActive</b>	<b>Cancelled Out Of County</b>	<b>Cancelled Out Of State</b>
JUNIATA	188	4	4	145	5	5
LACKAWANNA	2,739	31	110	2,154	29	133
LANCASTER	7,386	161	435	5,262	123	409
LAWRENCE	992	14	28	637	25	120
LEBANON	1,680	50	54	1,033	64	215
LEHIGH	5,205	37	293	3,477	60	361
LUZERNE	3,810	198	411	3,225	82	344
LYCOMING	1,323	26	19	929	32	144
MCKEAN	634	1	41	409	8	42
MERCER	1,628	73	998	1,037	1	12
MIFFLIN	441	3	9	334	2	11
MONROE	2,171	105	108	1,447	20	229
MONTGOMERY	11,586	150	319	6,988	520	1,838
MONTOUR	245	8	12	12	20	32
NORTHAMPTON	4,324	25	269	3,258	59	362
NORTHUMBERLAND	985	2	23	23	31	74
PERRY	423	34	5	334	20	16
PHILADELPHIA	28,221	2	0	19,966	403	1,251
PIKE	895	26	124	147	8	62
POTTER	187	3	6	106	6	32
SCHUYLKILL	1,455	33	17	878	53	176
SNYDER	325	0	4	235	24	35
SOMERSET	753	9	20	21	13	61
SULLIVAN	47	0	2	35	1	2
SUSQUEHANNA	429	2	2	2	2	60
TIOGA	494	37	19	17	5	35
UNION	419	12	5	234	37	74
VENANGO	723	8	478	442	10	53
WARREN	519	4	24	382	8	31
WASHINGTON	2,608	7	2,432	2,354	1	0
WAYNE	579	13	3	245	14	110
WESTMORELAND	4,064	73	90	2,469	158	535
WYOMING	299	16	6	190	11	26
YORK	6,637	495	479	5,307	85	401
<b>PENNSYLVANIA</b>	<b>183,038</b>	<b>3,666</b>	<b>10,368</b>	<b>119,221</b>	<b>3,531</b>	<b>15,037</b>

COMMONWEALTH OF PENNSYLVANIA  
VOTER REGISTRATION LIST MAINTENANCE ACTIVITIES  
FIVE YEAR NOTICE AND PENNDOT CHANGE OF ADDRESS  
2019

Five Year Notices							PennDOT Changes of Address			Address Verification Notices		Total Files Marked Inactive
COUNTY NAME	Notices Mailed	Recipients Who Voted	Recipients who Responded (No Move)	Recipients who Responded (Moved within County)	Re-Registered within County	Cancelled-Re-Registered	Moved within County	Moved Out of County	Total	Notices Mailed	Responses	
ADAMS	1,105	6	137	1	9	15	2,052	1,052	3,106	1,217	0	5,237
ALLEGHENY	50,242	441	4,495	776	650	227	47,099	8,015	55,168	18,755	137	143,334
ARMSTRONG	642	5	70	4	10	13	1,016	702	1,719	156	0	3,609
BEAVER	1,412	18	261	9	44	11	3,212	1,328	4,543	1,608	1	7,331
BEDFORD	0	0	0	0	0	0	1,266	344	1,610	518	2	2,394
BERKS	2,954	21	229	63	33	21	11,470	3,447	14,928	4,388	11	20,358
BLAIR	998	14	116	25	8	7	3,166	785	3,955	1,387	27	5,111
BRADFORD	675	9	111	4	4	4	1,490	258	1,740	764	11	3,228
BUCKS	6,009	64	678	28	156	79	13,185	5,387	18,604	8,891	121	26,797
BUTLER	0	0	0	0	0	0	4,725	1,934	6,662	829	40	6,235
CAMBRIA	1,135	17	154	11	14	4	2,551	983	3,537	1,217	6	5,486
CAMERON	0	0	0	0	0	0	99	40	139	47	1	152
CARBON	0	0	0	0	0	0	1,251	829	2,081	626	0	5,070
CENTRE	0	0	0	0	0	0	3,139	1,282	4,424	574	33	11,695
CHESTER	3,135	42	345	7	55	44	10,412	4,679	15,112	6,383	63	23,637
CLARION	0	0	0	0	0	0	805	419	1,225	218	0	1,132
CLEARFIELD	670	16	92	2	6	7	1,494	634	2,130	865	7	2,274
CLINTON	273	6	48	5	4	3	726	404	1,130	38	0	1,000
COLUMBIA	895	21	120	1	5	21	1,542	713	2,256	319	4	2,947
CRAWFORD	661	12	78	4	8	4	2,050	639	2,690	1,007	8	6,188
CUMBERLAND	15,842	90	922	36	171	168	6,817	3,246	10,085	4,849	23	25,028
DAUPHIN	2,752	12	120	7	22	25	9,642	3,872	13,528	5,903	119	16,311
DELAWARE	4,569	82	297	5	55	58	13,598	5,813	19,431	10,108	167	33,955
ELK	330	2	72	4	7	2	639	192	831	264	7	1,023
ERIE	3,111	24	121	10	23	10	9,318	813	10,150	3,843	50	36,421
FAYETTE	1,152	10	173	3	17	7	2,476	761	3,238	1,450	21	6,186
FOREST	0	0	0	0	0	0	62	67	129	36	0	275
FRANKLIN	1,114	11	179	8	27	9	3,712	880	4,600	1,393	14	6,127
FULTON	9	0	1	0	0	0	248	93	341	226	18	389
GREENE	318	15	51	0	5	1	509	197	707	402	6	1,516
HUNTINGDON	1,717	46	207	14	32	18	841	389	1,232	22	2	1,698
INDIANA	791	12	97	3	50	4	1,701	667	2,368	916	40	3,946
JEFFERSON	391	5	42	3	4	6	704	440	1,145	32	0	5,391

COMMONWEALTH OF PENNSYLVANIA  
VOTER REGISTRATION LIST MAINTENANCE ACTIVITIES  
FIVE YEAR NOTICE AND PENNDOT CHANGE OF ADDRESS  
2019

Five Year Notices							PennDOT Changes of Address			Address Verification Notices		Total Files Marked Inactive
COUNTY NAME	Notices Mailed	Recipients Who Voted	Recipients who Responded (No Move)	Recipients who Responded (Moved within County)	Re-Registered within County	Cancelled-Re-Registered	Moved within County	Moved Out of County	Total	Notices Mailed	Responses	
JUNIATA	178	1	24	1	1	2	383	224	607	153	3	742
LACKAWANNA	2,291	48	259	14	25	28	5,393	1,433	6,834	2,675	2	11,201
LANCASTER	3,711	31	435	11	13	40	16,656	3,363	20,038	7,174	97	23,145
LAWRENCE	829	0	94	0	0	0	1,809	539	2,349	884	11	3,986
LEBANON	771	16	95	3	13	16	3,239	1,508	4,752	1,370	27	4,739
LEHIGH	3,372	32	324	3	28	42	9,782	4,125	13,922	4,546	0	20,292
LUZERNE	12,716	160	1,397	25	247	101	11,272	2,269	13,566	4,621	40	35,753
LYCOMING	901	14	149	11	9	13	3,088	816	3,907	1,569	11	5,164
MCKEAN	531	17	91	2	4	1	883	208	1,092	450	4	2,140
MERCER	961	12	124	17	7	3	2,769	693	3,468	3,151	55	6,279
MIFFLIN	0	0	0	0	0	0	1,044	304	1,355	429	6	1,757
MONROE	2,782	18	209	0	35	35	3,787	1,494	5,295	1,462	0	11,351
MONTGOMERY	4,489	56	630	20	121	74	18,759	9,631	28,425	9,762	210	30,815
MONTOUR	0	0	0	0	0	0	635	277	912	0	0	1,827
NORTHAMPTON	3,230	26	264	6	49	64	8,078	3,531	11,622	3,646	17	19,143
NORTHUMBERLAND	0	0	0	0	0	0	2,058	899	2,962	0	0	442
PERRY	318	11	53	0	3	11	755	653	1,409	387	15	1,458
PHILADELPHIA	6	2	0	0	0	0	58,820	13,538	72,422	18,484	120	118,324
PIKE	1,396	11	84	7	11	11	996	480	1,478	270	0	4,137
POTTER	165	11	35	2	4	1	323	137	460	148	0	670
SCHUYLKILL	1,470	53	296	17	26	21	3,041	1,134	4,177	1,284	19	5,286
SNYDER	557	0	76	3	2	0	588	370	958	282	1	1,996
SOMERSET	1,914	56	305	14	47	23	1,361	513	1,876	130	0	2,302
SULLIVAN	0	0	0	0	0	0	109	88	197	40	0	352
SUSQUEHANNA	289	9	51	4	11	2	742	173	916	101	0	1,288
TIOGA	431	8	65	2	3	3	1,043	242	1,288	151	3	1,754
UNION	1,831	15	131	2	25	17	674	448	1,123	256	2	2,412
VENANGO	497	5	125	2	7	9	1,075	427	1,504	704	6	1,801
WARREN	402	11	78	1	2	0	1,137	211	1,348	440	6	6,879
WASHINGTON	2,469	20	229	1	8	12	4,951	1,488	6,443	5,654	54	18,894
WAYNE	539	17	93	7	19	7	679	437	1,121	323	1	2,082
WESTMORELAND	1,977	35	375	18	45	25	7,533	2,772	10,317	2,640	29	14,396
WYOMING	365	7	41	0	3	2	502	317	819	264	5	1,090
YORK	4,666	39	498	14	26	34	13,994	3,553	17,574	8,125	73	22,153
<b>PENNSYLVANIA</b>	<b>158,956</b>	<b>1,742</b>	<b>15,846</b>	<b>1,240</b>	<b>2,213</b>	<b>1,365</b>	<b>350,975</b>	<b>109,599</b>	<b>461,080</b>	<b>160,826</b>	<b>1,756</b>	<b>807,531</b>

COMMONWEALTH OF PENNSYLVANIA  
VOTER REGISTRATION LIST MAINTENANCE ACTIVITIES  
CANCELLATION OF VOTER REGISTRATION  
2019

**ACTIVE VOTER REGISTRATIONS CANCELLED**

COUNTY NAME	VOTER'S REQUEST	VOTER'S DEATH	OTHER MOVE CONFIRM	VOTER REMOVAL PROGRAM	CANVASS	PENNDOT MOVE CONFIRM	TOTAL
ADAMS	24	619	262	1	0	943	1,850
ALLEGHENY	183	9,675	2,438	177	0	7,117	19,605
ARMSTRONG	10	503	176	17	0	657	1,363
BEAVER	33	1,275	332	67	0	1,177	2,886
BEDFORD	0	347	96	16	0	305	765
BERKS	49	2,279	876	79	0	3,026	6,315
BLAIR	20	940	181	156	2	689	1,990
BRADFORD	22	400	74	12	0	219	727
BUCKS	102	3,438	1,375	106	0	4,947	9,976
BUTLER	21	1,266	605	119	0	1,791	3,805
CAMBRIA	24	1,065	285	31	0	891	2,296
CAMERON	0	39	12	0	0	41	92
CARBON	7	516	187	8	0	722	1,441
CENTRE	27	677	1,335	34	0	1,219	3,292
CHESTER	116	2,735	1,590	140	0	4,264	8,856
CLARION	5	285	146	18	0	394	855
CLEARFIELD	8	542	154	2	0	548	1,255
CLINTON	0	215	172	20	0	391	798
COLUMBIA	2	372	363	2	0	626	1,368
CRAWFORD	6	609	172	12	0	547	1,347
CUMBERLAND	31	1,432	936	53	0	2,991	5,458
DAUPHIN	33	1,603	850	103	1	3,561	6,155
DELAWARE	79	3,766	1,623	87	0	5,145	10,708
ELK	2	220	61	8	0	184	477
ERIE	24	1,514	468	60	0	669	2,741
FAYETTE	10	911	170	2	0	661	1,755
FOREST	2	46	16	2	0	60	126
FRANKLIN	17	993	166	24	0	794	1,994
FULTON	3	95	22	8	0	90	218
GREENE	1	285	79	13	0	187	565
HUNTINGDON	12	282	159	9	0	374	836
INDIANA	8	492	469	23	0	640	1,637
JEFFERSON	0	276	109	21	0	397	804

**INACTIVE VOTER REGISTRATIONS CANCELLED**

VOTER'S REQUEST	VOTER'S DEATH	OTHER MOVE CONFIRM	VOTER REMOVAL PROGRAM	PENNDOT MOVE CONFIRM	RESPONSE TO MAILING	CANVASS	5 YEAR NOTICE	TOTAL
5	83	49	2,116	114	0	0	9	2,367
29	1,521	929	827	957	9	0	651	4,269
1	91	45	14	46	2	0	11	197
0	137	93	68	140	0	0	43	439
0	50	28	32	40	1	0	0	153
8	300	218	56	395	0	0	32	978
15	170	69	2,163	83	2	0	7	2,502
5	70	18	15	32	0	0	4	141
19	376	319	10,167	445	0	0	152	11,327
3	115	119	34	118	0	0	9	389
8	136	80	2,216	87	0	0	13	2,528
0	4	2	1	1	0	0	0	8
0	60	80	7	102	0	0	0	249
6	50	252	5	80	0	0	1	393
22	285	329	11,818	402	0	0	58	12,859
0	22	20	1	23	0	0	0	66
2	61	53	17	76	1	0	8	209
0	27	13	4	17	0	0	4	61
0	64	61	23	74	0	0	3	228
1	112	71	25	91	0	0	9	300
16	284	209	257	289	0	0	170	1,073
7	181	169	31	288	0	1	21	678
7	464	416	10,727	716	2	0	56	12,333
0	25	11	16	9	0	0	7	61
11	382	178	121	136	0	0	25	832
0	129	51	45	95	0	0	19	321
0	8	10	1	7	0	0	0	26
0	95	50	46	91	0	0	30	282
1	12	3	11	2	0	0	10	29
4	40	17	683	19	0	0	5	763
0	29	15	36	13	0	0	35	93
4	92	45	63	32	3	0	54	236
3	97	34	5	39	1	0	4	178



COMMONWEALTH OF PENNSYLVANIA  
VOTER REGISTRATION LIST MAINTENANCE ACTIVITIES  
CANCELLATION OF VOTER REGISTRATION  
2019

**ACTIVE VOTER REGISTRATIONS CANCELLED**

COUNTY NAME	VOTER'S REQUEST	VOTER'S DEATH	OTHER MOVE CONFIRM	VOTER REMOVAL PROGRAM	CANVASS	PENNDOT MOVE CONFIRM	TOTAL
JUNIATA	0	163	46	5	0	191	405
LACKAWANNA	16	1,697	335	18	0	1,234	3,302
LANCASTER	45	2,919	856	80	0	2,984	6,887
LAWRENCE	7	684	161	22	0	490	1,372
LEBANON	15	887	297	52	0	1,395	2,649
LEHIGH	36	1,890	1,026	55	13	3,696	6,757
LUZERNE	34	2,713	615	19	0	1,927	5,309
LYCOMING	11	770	203	33	0	712	1,731
MCKEAN	3	266	51	1	0	177	498
MERCER	19	818	237	5	0	601	1,682
MIFFLIN	5	295	85	3	0	284	673
MONROE	6	930	527	34	1	1,315	2,816
MONTGOMERY	155	5,512	2,404	401	0	8,754	17,249
MONTOUR	1	124	143	19	0	265	555
NORTHAMPTON	34	1,739	735	47	0	3,083	5,642
NORTHUMBERLAND	7	715	241	35	0	887	1,887
PERRY	2	268	146	24	0	586	1,028
PHILADELPHIA	437	10,881	3,885	395	14	12,134	27,807
PIKE	9	326	211	11	0	444	1,002
POTTER	6	142	38	5	0	129	320
SCHUYLKILL	16	1,113	233	36	0	999	2,398
SNYDER	1	228	97	19	0	337	682
SOMERSET	3	548	161	11	0	476	1,200
SULLIVAN	0	80	26	1	0	83	191
SUSQUEHANNA	2	312	83	5	0	156	558
TIOGA	0	273	80	5	0	229	587
UNION	99	246	163	25	0	409	942
VENANGO	7	399	112	5	0	382	906
WARREN	6	285	55	7	0	184	537
WASHINGTON	6	1,432	451	6	0	1,234	3,130
WAYNE	3	368	111	9	0	388	881
WESTMORELAND	49	2,693	760	127	3	2,468	6,118
WYOMING	3	198	91	9	0	291	593
YORK	49	2,205	700	39	0	3,133	6,131
<b>PENNSYLVANIA</b>	<b>1,973</b>	<b>83,831</b>	<b>31,324</b>	<b>2,998</b>	<b>34</b>	<b>98,324</b>	<b>218,781</b>

**INACTIVE VOTER REGISTRATIONS CANCELLED**

VOTER'S REQUEST	VOTER'S DEATH	OTHER MOVE CONFIRM	VOTER REMOVAL PROGRAM	PENNDOT MOVE CONFIRM	RESPONSE TO MAILING	CANVASS	5 YEAR NOTICE	TOTAL
0	13	12	3	30	0	0	1	58
0	187	85	37	187	0	0	26	496
7	378	248	9,785	357	0	0	13	10,776
2	106	26	9	47	0	0	3	190
2	91	62	1,663	108	1	0	14	1,926
5	324	290	7,458	413	1	18	28	8,515
44	695	259	389	326	2	0	258	1,715
0	102	50	26	104	0	0	18	282
3	54	14	15	30	0	0	4	116
4	116	59	26	88	2	0	15	293
1	51	16	5	21	0	0	0	94
3	138	132	2,876	180	0	0	35	3,330
6	562	490	16,292	849	4	0	122	18,207
0	16	39	1	19	0	0	0	75
9	240	212	84	404	0	0	38	950
0	13	3	0	10	0	0	0	26
1	38	40	1,195	62	0	0	3	1,336
40	1,449	858	514	1,169	0	5	72	4,050
0	35	51	13	29	1	0	10	128
0	16	6	9	9	0	0	5	40
3	146	79	2,531	139	0	0	25	2,898
2	36	21	10	33	0	0	3	102
2	88	29	1,362	52	0	0	45	1,539
0	7	7	4	9	0	0	0	27
0	21	10	9	13	0	0	9	53
2	38	18	3	15	1	0	3	76
8	29	29	858	41	0	0	23	965
1	48	26	1,009	47	0	0	9	1,131
3	74	41	3	27	0	0	0	148
12	330	191	52	248	0	0	9	834
1	36	24	29	45	0	0	19	135
5	375	174	12,074	270	0	0	46	12,901
2	21	25	20	21	0	0	7	90
12	394	180	26,100	390	0	0	22	27,077
<b>357</b>	<b>11,839</b>	<b>7,862</b>	<b>126,115</b>	<b>10,851</b>	<b>33</b>	<b>24</b>	<b>2,335</b>	<b>157,147</b>

## *Appendix E*

A summary of data for “motor voter” applications by political party.

This information is provided directly by the contract vendor that processes the application for the Department and PennDOT. These statistics relate to the number of individuals who applied to register to vote at a photo license center. The total number of applications provided by the contracted vendor may differ from the counties’ total applications received from PennDOT for a variety of reasons, including not having been received by the counties until the next reporting period.

COMMONWEALTH OF PENNSYLVANIA  
VOTER REGISTRATION APPLICATIONS BY POLITICAL PARTY  
RECEIVED AT PENNDOT LICENSE CENTERS  
2019

County Name	Democratic	Republican	Other	Total	County Name	Democratic	Republican	Other	Total
ADAMS	571	1,289	690	2,550	LACKAWANNA	1,442	1,227	939	3,608
ALLEGHENY	12,243	7,132	6,567	25,942	LANCASTER	3,414	4,417	3,056	10,887
ARMSTRONG	268	758	271	1,297	LAWRENCE	469	737	374	1,580
BEAVER	1,032	1,394	821	3,247	LEBANON	907	1,314	882	3,103
BEDFORD	128	546	142	816	LEHIGH	4,174	2,571	2,948	9,693
BERKS	3,678	3,139	2,606	9,423	LUZERNE	2,096	2,293	1,413	5,802
BLAIR	475	1,056	431	1,962	LYCOMING	496	1,083	556	2,135
BRADFORD	220	585	319	1,124	MCKEAN	154	341	177	672
BUCKS	5,656	5,012	4,044	14,712	MERCER	652	999	451	2,102
BUTLER	1,027	2,010	1,080	4,117	MIFFLIN	160	442	130	732
CAMBRIA	659	1,240	434	2,333	MONROE	2,231	1,590	1,541	5,362
CAMERON	20	43	23	86	MONTGOMERY	8,189	4,996	4,780	17,965
CARBON	319	592	360	1,271	MONTOUR	134	207	117	458
CENTRE	1,112	961	751	2,824	NORTHAMPTON	3,014	2,473	2,363	7,850
CHESTER	4,716	3,662	3,352	11,730	NORTHUMBERLAND	404	745	401	1,550
CLARION	82	331	104	517	PERRY	175	491	198	864
CLEARFIELD	319	796	318	1,433	PHILADELPHIA	21,003	3,802	7,582	32,387
CLINTON	169	308	146	623	PIKE	560	769	624	1,953
COLUMBIA	283	579	313	1,175	POTTER	39	188	83	310
CRAWFORD	310	660	294	1,264	SCHUYLKILL	529	1,199	618	2,346
CUMBERLAND	1,805	2,398	1,622	5,825	SNYDER	129	351	131	611
DAUPHIN	3,116	2,141	1,978	7,235	SOMERSET	237	817	236	1,290
DELAWARE	5,487	2,997	2,606	11,090	SULLIVAN	17	72	25	114
ELK	121	303	116	540	SUSQUEHANNA	182	403	201	786
ERIE	1,897	1,838	1,378	5,113	TIOGA	157	511	208	876
FAYETTE	682	1,183	494	2,359	UNION	204	332	183	719
FOREST	24	43	26	93	VENANGO	203	461	231	895
FRANKLIN	824	1,878	991	3,693	WARREN	184	417	234	835
FULTON	41	230	54	325	WASHINGTON	1,238	1,965	979	4,182
GREENE	189	371	132	692	WAYNE	264	623	348	1,235
HUNTINGDON	151	372	133	656	WESTMORELAND	1,964	3,082	1,537	6,583
INDIANA	239	612	292	1,143	WYOMING	115	239	113	467
JEFFERSON	144	488	163	795	YORK	2,863	4,309	2,755	9,927
JUNIATA	77	187	73	337	<b>PENNSYLVANIA</b>	<b>106,083</b>	<b>92,600</b>	<b>69,538</b>	<b>268,221</b>

## *Appendix F*

Summary of the Department's efforts to comply with the National Voter Registration Act of 1993.

The charts illustrate the voter registration activity at the agency level on a monthly basis. Included are the number of registration offers that were made and the number of offers that were declined.

COMMONWEALTH OF PENNSYLVANIA  
SUMMARY OF VOTER REGISTRATIONS OFFERED FROM PREFERENCE FORM  
DATA FROM NVRA AGENCIES  
2019

	WIC	D.A.	County MH/ID	CAO	COOC	C&Y	HC	SSHE	Special Ed. Prg.	AAA	Para-Transit	Total
January	16,859	2,657	4,694	266,084	152	10,383	9	92	6	12,077	1,535	314,548
February	15,075	2,283	3,939	226,408	190	462	23	48	0	45	0	248,473
March	16,126	45	4,104	258,127	246	11,228	30	18	3	12,278	0	302,205
April	16,422	354	4,492	244,990	382	520	6	0	0	138	7	267,311
May	16,081	45	4,255	256,249	262	10,552	0	24	16	301	0	287,785
June	15,301	45	4,251	240,894	372	376	0	0	0	174	0	261,413
July	15,019	38	4,294	253,490	474	391	27	0	0	217	0	273,950
August	122,999	1,912	3,732	274,108	280	6,815	3	94	0	5,164	9	415,116
September	18,905	1,813	3,420	245,953	580	249	50	46	0	145	0	271,161
October	17,492	2,235	4,608	264,486	434	8,466	0	27	0	128	7	297,883
November	15,550	41	4,118	268,344	100	6,734	0	11	0	4317	5	299,220
December	14,784	1,606	3,852	275,780	106	6,930	0	4	3	4142	0	307,207
<b>Total</b>	<b>300,613</b>	<b>13,074</b>	<b>49,759</b>	<b>3,074,913</b>	<b>3,578</b>	<b>63,106</b>	<b>148</b>	<b>364</b>	<b>28</b>	<b>39,126</b>	<b>1,563</b>	<b>3,546,272</b>

<b>WIC</b> - Women, Infants and Children
<b>D.A.</b> - Disability Agencies
<b>County MH/ID</b> - County Mental Health and Intellectual Disabilities
<b>CAO</b> - County Assistance Offices
<b>COOC</b> - Clerk of Orphan's Court
<b>C&amp;Y</b> - County Children and Youth Offices
<b>HC</b> - Health Care facilities
<b>SSHE</b> - State System of Higher Education
<b>Special Ed. Program</b> - Bureau of Special Education
<b>AAA</b> - Area Agencies on Aging

COMMONWEALTH OF PENNSYLVANIA  
SUMMARY OF VOTER REGISTRATIONS DECLINED FROM PREFERENCE FORM  
DATA FROM NVRA AGENCIES  
2019

	WIC	D.A.	County MH/ID	CAO	COOC	C&Y	HC	SSHE	Special Ed. Prg.	AAA	Para- Transit	Total
January	16,309	2,421	3,798	60,434	143	6,621	7	85	1	7,501	174	97,494
February	14,649	2,113	4,197	47,520	182	311	20	45	0	44	0	69,081
March	15,660	31	3,621	56,154	223	6,262	29	16	1	7,701	0	89,698
April	15,919	301	4,104	56,549	357	342	6	0	0	135	0	77,713
May	15,618	37	3,438	55,495	253	7,803	0	24	3	287	0	82,958
June	14,866	37	3,436	52,299	353	191	0	0	0	172	0	71,354
July	14,629	27	3,519	59,436	440	359	22	0	0	209	0	78,641
August	11,991	1,730	2,982	59,321	267	5,320	3	87	0	1,094	0	82,795
September	18,305	1,655	2,660	53,391	542	71	40	46	0	139	0	76,849
October	16,881	2,032	3,896	58,410	411	6,633	0	25	0	122	0	88,410
November	15,032	32	3,906	53,645	92	5,565	0	9	0	786	2	79,069
December	14,315	1,465	3,117	53,628	101	5,190	0	3	0	565	0	78,384
<b>Total</b>	<b>184,174</b>	<b>11,881</b>	<b>42,674</b>	<b>666,282</b>	<b>3,364</b>	<b>44,667</b>	<b>127</b>	<b>340</b>	<b>5</b>	<b>18,755</b>	<b>176</b>	<b>972,445</b>

<b>WIC</b> - Women, Infants and Children
<b>D.A.</b> - Disability Agencies
<b>County MH/ID</b> - County Mental Health and Intellectual Disabilities
<b>CAO</b> - County Assistance Offices
<b>COOC</b> - Clerk of Orphan's Court
<b>C&amp;Y</b> - County Children and Youth Offices
<b>HC</b> - Health Care facilities
<b>SSHE</b> - State System of Higher Education
<b>Special Ed. Program</b> - Bureau of Special Education
<b>AAA</b> - Area Agencies on Aging

###

Version History:

<b>Version</b>	<b>Date</b>	<b>Description</b>	<b>Author</b>
1.0	June 30, 2020	Initial document release	Bureau of Elections and Notaries