

Fingerprint Identification in the Commonwealth



**House Judiciary Committee
Wednesday, July 23, 2014**

- Linda Rosenberg, Executive Director, PA Commission on Crime and Delinquency (PCCD)
- Robert Merwine, Director, Office of Criminal Justice System Improvements, PCCD
- Eric Radnovich, Director of the Bureau of Justice Services, Cumberland County DA Office

About PCCD

Our Mission:

To enhance the quality and coordination of criminal and juvenile justice systems, to facilitate the delivery of services to victims of crime and to increase the safety of our communities.

What We Do:

PCCD provides research, policy, planning, training, evidence-based programming, technology, outreach and support services in the justice system. Our efforts help:

- Empower communities through collaboration.
- Protect and support crime victims.
- **Enhance law enforcement.**
- Break the linkage of mental health, intellectual disabilities, substance abuse and crime.
- Launch evidence-based, innovative programs.
- Advocate for safe schools.
- **Provide technological and information-sharing tools.**
- Research justice trends that warrant attention and action.

Why Fingerprint?

It's the Law - 18 Pa.C.S. § 9112 (relating to mandatory fingerprinting). “Fingerprints of all persons arrested for a felony, misdemeanor or summary offense which becomes a misdemeanor on a second arrest after conviction of that summary offense, shall be taken by the arresting authority, and within 48 hours of the arrest, shall be forwarded to, and in a manner and such a form as provided by, the central repository.”

Public Safety and Security - Criminal records must be accurate for public safety and officer safety.

Due Process for Offenders - Offenders must be biometrically identified to ensure they are processed according to law.

Offender Identification In the Criminal Justice Process

Law Enforcement

The Courts – MDJ & Common Pleas


Arrest

Booking*

Arraignment

Trial

Disposition



Commonwealth
Criminal
Records
Systems (PSP)

Automated
Fingerprint
Identification
System (AFIS)

Criminal
History
Central
Repository

Commonwealth
Photo Imaging
Network (CPIN)

National
Criminal
Justice
Systems


National Systems
NCIC...

Regional Systems
MARIS, HIDTA...

Regional
Criminal Justice
Systems

*Criminal complaint, Fingerprints (10-print), Palm prints, Photographs, Background check

Central Booking with Automated Booking Technology



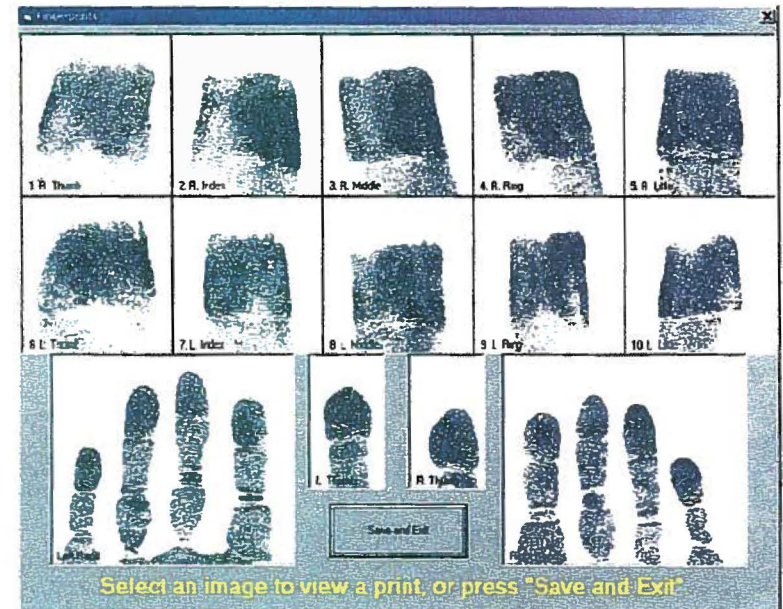
Captures Offender Arrest Information:

Criminal Complaint data Palm Prints
Fingerprints (10 print) Photographs

Completes Criminal History Background Check (PA, other states and federal systems).

Updates Criminal History Records and assigns a State Identifier (SID) to the offender if first offense.

Assigns an Offense Tracking Number (OTN) for the offense to be used by the PA Courts and PSP for records.



Public Safety Relies on Accurate Criminal History Records

Criminal Justice

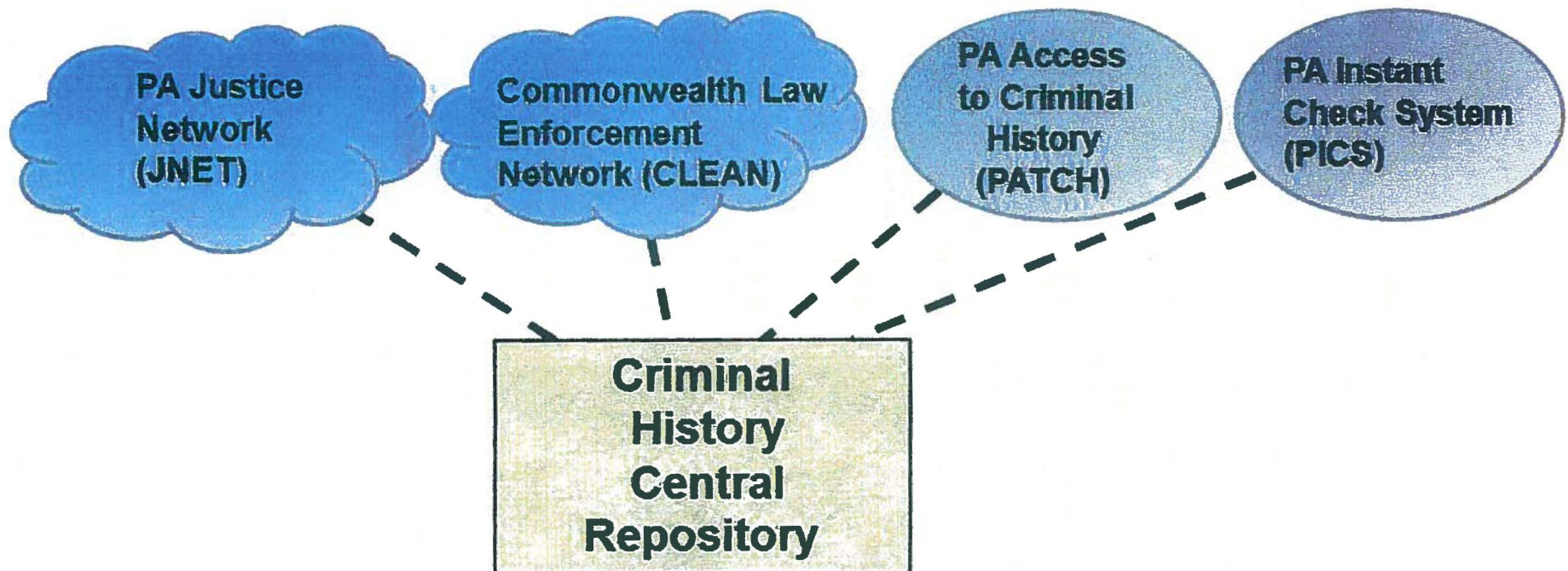
- Police inquiries
- Investigations
- Bail Decisions
- Sentencing
- Prosecution
- Probation/Parole
- PFA's
- Sex Offenders

Background Checks

- Employment in public and private sectors (e.g., education, health care, etc.)
- Security clearances
- Research
- Expungement of Records

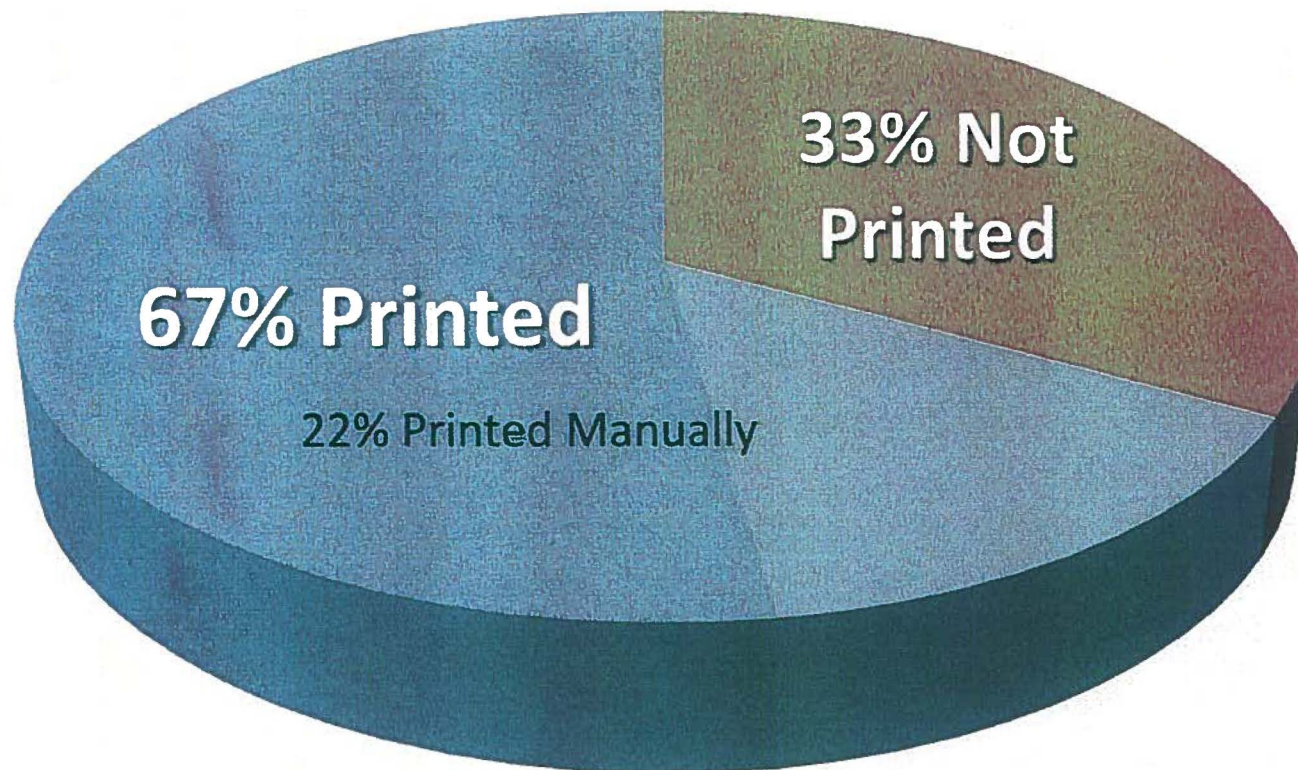
Regulatory Approvals

- Firearms purchases
- License to Carry
- Licensing and certification (e.g., insurance, banking, etc.)



2006 -- Offender Identification Problem

In 2006, one-third of an estimated 306,000 adult fingerprint-able court cases were not fingerprinted, and of those printed, 22% were done manually.



PA Criminal Justice Agencies became concerned about the quality of criminal history information and formed a task force to address the problem.

PCCD Leadership

- In 2006, PCCD accepted the role to coordinate efforts to develop strategies to improve the fingerprinting/offender identification process.
- No single criminal justice agency is responsible for the entire offender identification process.
 - Local Law Enforcement
 - Prosecution
 - PA State Police
 - PA Courts
 - PA Office of Attorney General
 - Corrections
 - Probation and Parole

Causes of Fingerprinting Problems

- Awareness of the Importance of Fingerprinting
- Misunderstanding of Policies and Laws
- Prioritization of Fingerprinting
- Availability of Technology
- Lack of Central Booking Staff or Local Police
- Lack of Tools to Monitor Fingerprint Rates

Actions Taken to Improve Offender Identification

Key Stakeholders Were Brought Together:

- **Local Technology Workgroup.** This multi-agency workgroup oversees funding, standards, and technologies that improve offender identification methods.
- **Fingerprint Work Group.** Includes members of the AOPC, Attorney General, JCJC, JNET, PCCD, PSP, PA Chiefs of Police and PA District Attorneys. Monitors fingerprint rates and seeks ways to improve compliance.

Education, Training and Outreach:

- PSP MPOETC, PCPA Virtual Training Network, PA Courts, County Justice Advisory Board briefings, newsletters, conferences, and workshops.

Actions Taken to Improve Offender Identification

Legislation, rules and policies were updated:

- **Legislation.** Act 81 of 2008 authorized booking center fees to offset costs of the booking process.
- **Court Rules.** PA Court Rules of Criminal Procedures (38 Pa.B. 3975 (July 26, 2008)) was adopted. The Criminal Complaint now includes a checkbox to identify if the defendant has or has not been fingerprinted.
- **Policies.** Pennsylvania's 1,275 Police departments have been urged to have a strong, clear, enforced fingerprint policy. The PCPA added a fingerprint policy as part of their accreditation certification process. A PA State Police fingerprint policy manual was updated and distributed statewide.

Actions Taken to Improve Offender Identification

Automated Booking Centers were improved with modern technology:

- **Booking Centers established.** There are currently 254 Centers - 84 of which are PA State Police Centers. Centers have Livescan Devices, Mugshot Devices, varied level of staffing, and most have holding cells.
- **Booking Center funding assistance provided.** Since 2006, PCCD provided over \$8 million for booking center deployments, technology, training, and technical support.
- **Booking Center Fees.** Since Act 81 was enacted through 2013, almost \$20 million in booking fees has been collected by PA counties to help offset booking center costs.

Actions Taken to Improve Offender Identification

Improved monitoring and reporting:

- AOPC with input from PSP has been producing a quarterly fingerprint report since 2006.
- This report provides a list of counties/municipalities and the number of offenses, and type of offense for which AOPC has a disposition. These fingerprint-able offenses provided by AOPC are matched against PSP Criminal History Data.

PCCD/PCPA has been providing direct assistance to law enforcement agencies since 2006.

- PCCD has been using this report to offer process reviews and best practices for police departments with low fingerprint rates.

PCCD has also been providing this report to educate DA's and other criminal justice practitioners across the state.

Actions Taken to Improve Offender Identification

- PCCD won a grant to incorporate this data into an Offender Identification Dashboard which is available for free online @ www.pacjabdash.com
- The Dashboard offers statewide, county and individual municipal-level compliance rate data.
 - ✓ Since the release of the countywide dashboard in June 2014, twenty-four (24) police departments requested technical assistance to improve their compliance rates.
- The Dashboard also provides performance indicators for other county-level criminal justice areas.

Statewide Offender Identification Dashboard

PA Criminal Justice Advisory Boards Data Dashboards

Home > Dashboards

[Law Enforcement](#)
[Courts](#)
[Sentencing](#)
[County Jails](#)
[Probation & Parole](#)
[Victims](#)

Offender Identification State

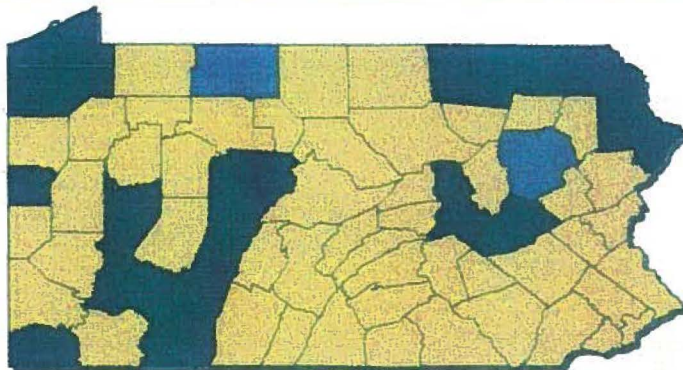


Pennsylvania
Includes all Commonwealth Law Enforcement Agencies
[View the Glossary](#)


Time Interval **2013 H2**

Fingerprint Rate

- 0% to 40%
- 40% to 60%
- 60% to 80%
- Over 80%



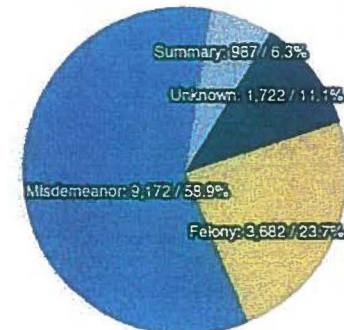
Fingerprint Rate & Total Cases



Top 10 Offenses Occurring and Fingerprint Rate

Offense Description	Total	Not Fingerprinted	Rate
Drug Possession with Intent to Manufacture or Deliver	23,779	3,015	88.3%
Driving Under the Influence	22,441	1,823	91.9%
Retail Theft	14,773	1,623	89.0%
Simple Assault	8,631	1,388	83.9%
Theft by Unlawful Taking- Movable Property	6,569	1,144	82.6%
Burglary	4,330	618	85.7%
Aggravated Assault	5,315	433	91.9%
Receiving Stolen Property	2,941	356	84.8%
Terroristic Threats	1,780	331	81.4%
Criminal Trespass	1,805	324	82.0%

Offenses Not Fingerprinted



Unknown Zone (Mixed) | Protected Mode: On

www.pacjabdash.com

Robert Ardner (PCCD), 717-265-8456, rardner@pa.gov

County Offender Identification Dashboard

PA Criminal Justice Advisory Boards Data Dashboards

Home » Dashboards

Law Enforcement
 Courts
 Sentencing
 County Jails
 Probation & Parole
 Victims

Offender Identification County

pennsylvania
COMMISSION ON CRIME
AND DELINQUENCY

Dauphin County

Local Law Enforcement Agencies Only

County Dauphin
 Time Interval 2013 H2

Fingerprint Rate

Fingerprint Rate & Total Cases

Time Interval	Fingerprint Rate	Printed	Total Cases
2013 H1	81.1%	2,805	3,457
2013 H2	83.1%	2,849	3,427

Jurisdictions: Dauphin County

Jurisdiction	Total	Printed	Rate
Dauphin County District Attorney	77	67	87.0%
Dauphin County Sheriff	3	1	33.3%
Derry Township Police Dept	207	183	88.4%
Halifax Regional Police Dept	16	15	93.7%
Harrisburg Police Dept	1,263	1,001	79.2%
Highspire Boro Police Dept	65	55	84.6%
Hummelstown Police Dept	70	59	84.2%
Lower Paxton Township Police Dept	440	393	89.5%
Lower Swatara Township Police Dept	56	45	80.3%
Lykens Boro P D Police Dept	5	4	80.0%
Middletown Police Dept	115	92	80.0%

Offenses Not Fingerprinted

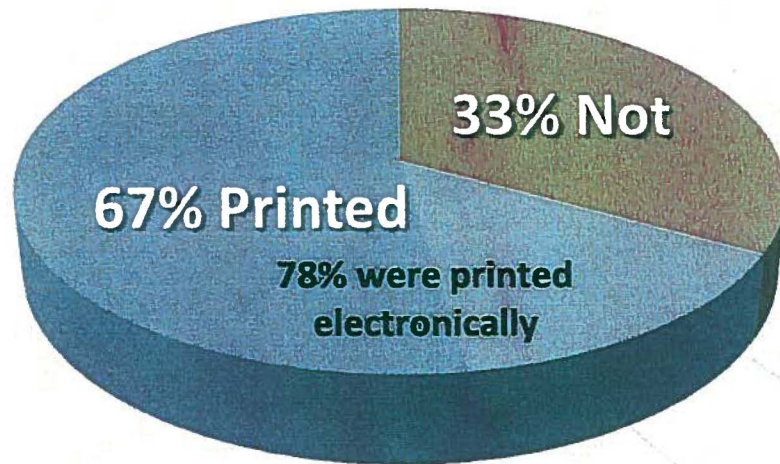
Total Cases Not Fingerprinted = 578 of 3,427

Menu
Offender Identification County

www.pacjabdash.com

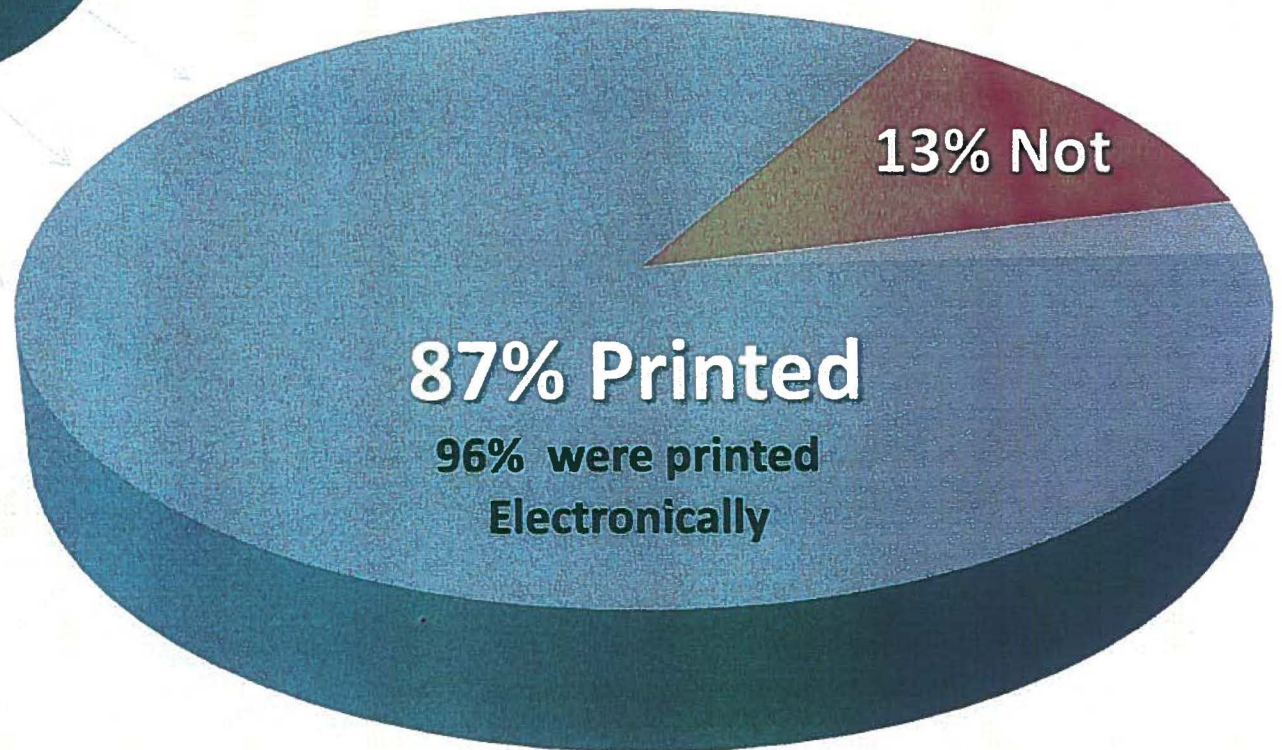
Robert Ardner (PCCD), 717-265-8456, rardner@pa.gov

Fingerprint Compliance Today



2006

In 2013, of 249,517 adult fingerprint-able court cases disposed, 13% of the offenders were not fingerprinted.



2013

Since 2014 Q1, there has been a 1% increase in rates and we are hopeful that this trend will continue as a result of the new Dashboard.



Questions.....

