

# **Pennsylvania Turnpike Commission Testimony**

**Joint House & Senate  
Transportation Committees Hearing**

**November 13, 2012**





# Our Mission

To responsibly operate and manage a safe, reliable and efficient toll-road system, serve as a transportation services leader, and foster innovation to better serve our customers.





# Focusing on Workplace Safety

- Training Manuals
- Inter-Agency Best Practices
- Quarterly Safety Meetings
- Safety Equipment Upgrades



*PTC Chairman William Lieberman (white hardhat) spent a day in the field with maintenance staff earlier this year.*

# Focusing on Customer Safety



Turnpike's State Farm Safety Patrol



Turnpike Traffic Operations Center



# Off-Turnpike Funding via Act 44 of 2007

<b>Act 44 PTC Contributions</b>	
2007 to Present	
Highways and Bridges	\$1.950 Billion
Public Transit	\$1.675 Billion
<b>Total</b>	<b>\$3.625 Billion</b>

Current Program= \$450 million in annual funding contributions

- \$200 million for PennDOT's highway and bridge program
- \$250 million for public transit

# Sample Act 44 Highway and Bridge Projects for 2013\*

Planning Partner & Project	County	Amount
<b>DVRPC:</b>		
US 322, Brandywine Ave over Brandywine Creek - Bridge Replacement	Chester	\$6,900,000
<b>Harrisburg MPO:</b>		
SR 2003, Vine Street over Swatara Creek - Bridge Preservation	Dauphin	\$4,107,554
<b>Reading MPO:</b>		
SR 183, Schuylkill Ave. Bridge over Schuylkill River - Bridge Rehabilitation	Berks	\$9,380,000
<b>North Central RPO</b>		
SR 3014, Main Street over Little Sandy Creek - Bridge Superstructure Replacement	Jefferson	\$815,618

\*Provided by PennDOT

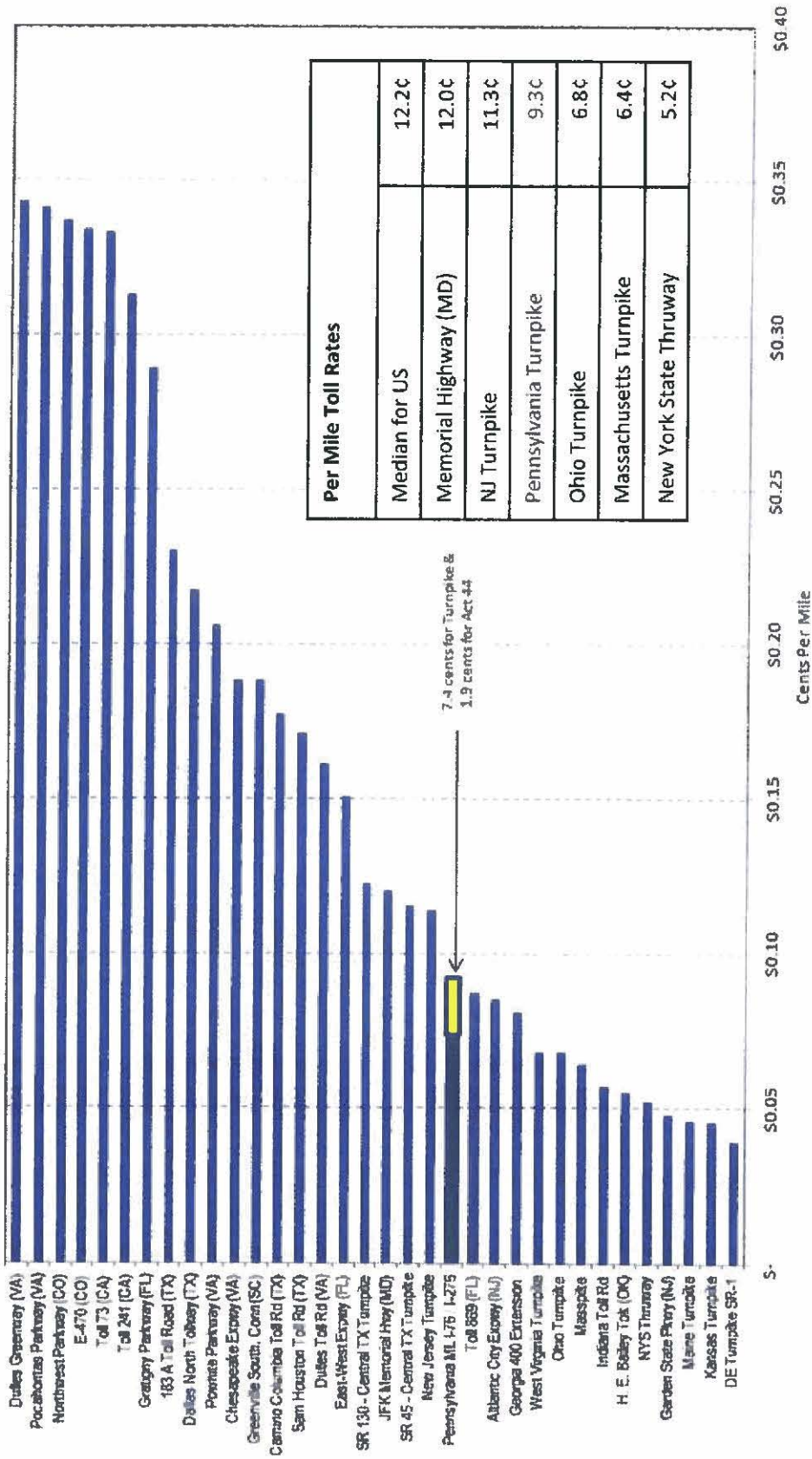




# Efficiency Comparison, 2000 vs. 2012

Measure	2000	2012	% Change
Complement	2,376	2,125	- 10.6%
Lane Miles	2,149	2,646	+ 23.1%
Gross Toll Revenue	\$379.7 million	\$797.8 million	+ 110.1 %
Traffic	160.1 million	187.1 million	+ 18.1%

# Toll-Road Comparison



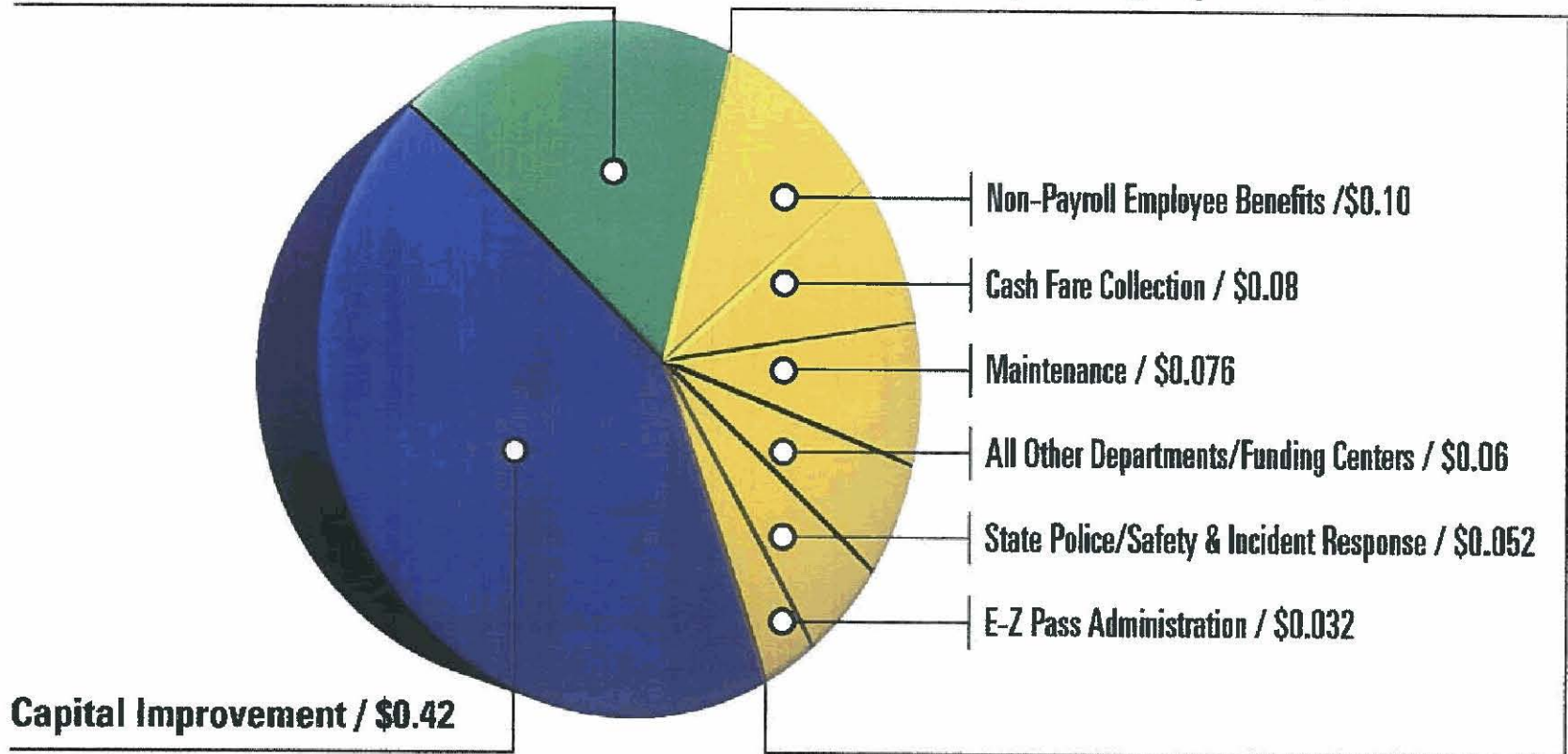
Source: CDM Smith



# Where Does Your Toll Dollar Go?

Act 44 Supplemental Funding / \$0.18


Operating Expenses / \$0.40






# Mapping the Future

*Mapping the Future*  
between the Pennsylvania Turnpike Commission  
and Pennsylvania Department of Transportation



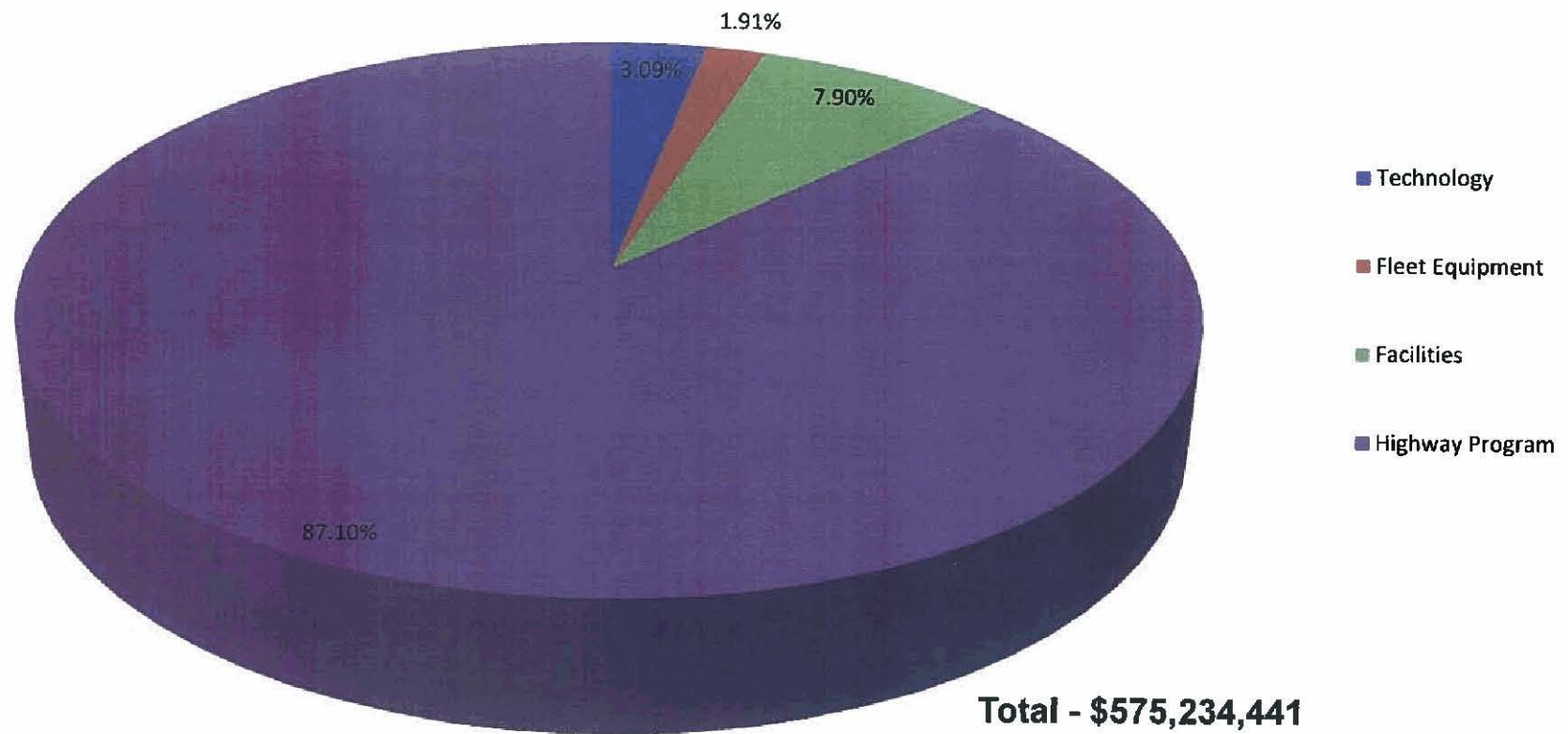
August 2011





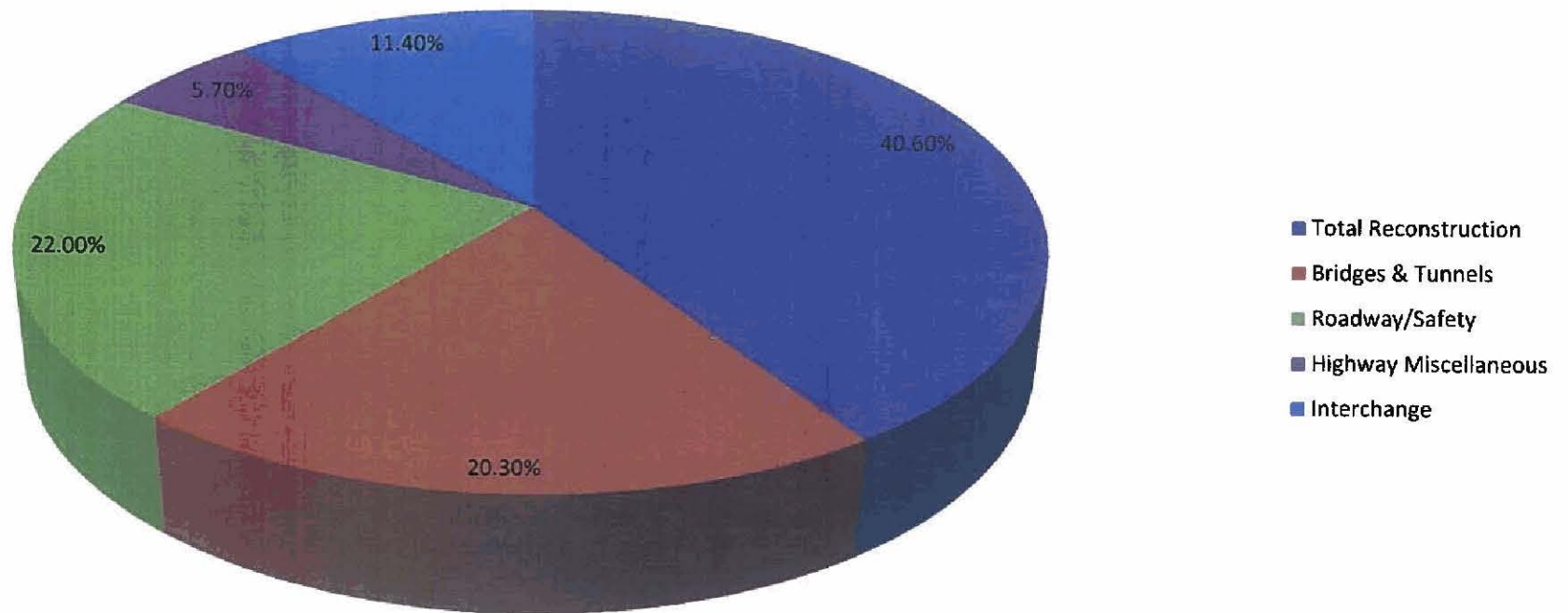
# Capital Improvement Projects

FY 2013 Total Capital Plan





# FY 2013 Capital Highway Program



**Total - \$501,091,548**


## Before Total Reconstruction & Widening



*Original PA Turnpike section (four lanes) in Cumberland County near milepost 210.*



## After Total Reconstruction & Widening



*Rebuilt PA Turnpike section (six lanes) in Cumberland County near milepost 215.*

# The Road Ahead

Total Reconstruction Projects – As of 09/12

■ **Completed**  
79 miles

■ **In Construction**  
19 miles


■ **In Design**  
93 miles





# The Road Ahead

## FY 2012-15 Capital Plan Economic Impact



**\$3.6 BILLION**  
*ENHANCED CAPITAL PLAN*  
FY2012 to FY2015

# Valley Forge Interchange Prior to E-ZPass (2000)



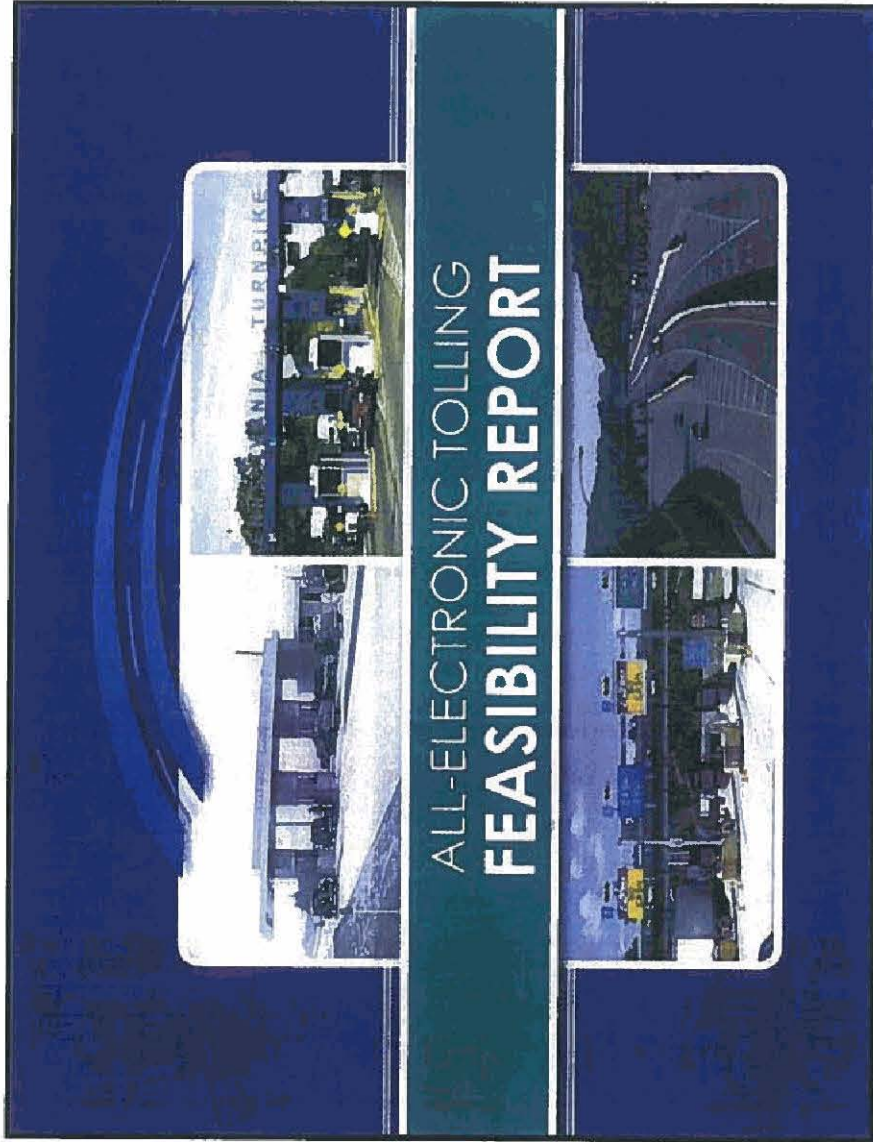


## All-Electronic Interchange At Route 29, Chester County



*Only for E-ZPass customers, Exit #320 will open Dec. 11, 2012.*

# The Road Ahead



ALL-ELECTRONIC TOLLING

# AET

feasibility study





# **Our Mission**

**To responsibly operate and manage a safe, reliable and efficient toll-road system, serve as a transportation services leader, and foster innovation to better serve our customers.**

